

memberi tahu  
to tell

hanya tersisanya 45 minute

~~Q~~ Capek kah?  
A Capek deh!  
~~Q~~ Q: LOL!  
terus! ⇒ Next!  
lanjuti! ⇒ Next!

# Beginner 2

kecilkan?   
menikmati

Senam  
workout

# 2

~~Senam~~  
Senyum  
Smile  
~~Senam~~

Kecilkan?

Mudahkah?

Tergantung waktu Bapak

Tergantung depends

Terserah <sup>kan</sup>  
It's up to you.



sebut = mention


... itu disebut apa?  
what is it called?

# Ke keraton Sultan

Nicky's time in Yogyakarta is running out and there are still places to see. Today, Achi is going to take Nicky to see the Sultan's palace.

AB 7.1, 7.2, 7.3







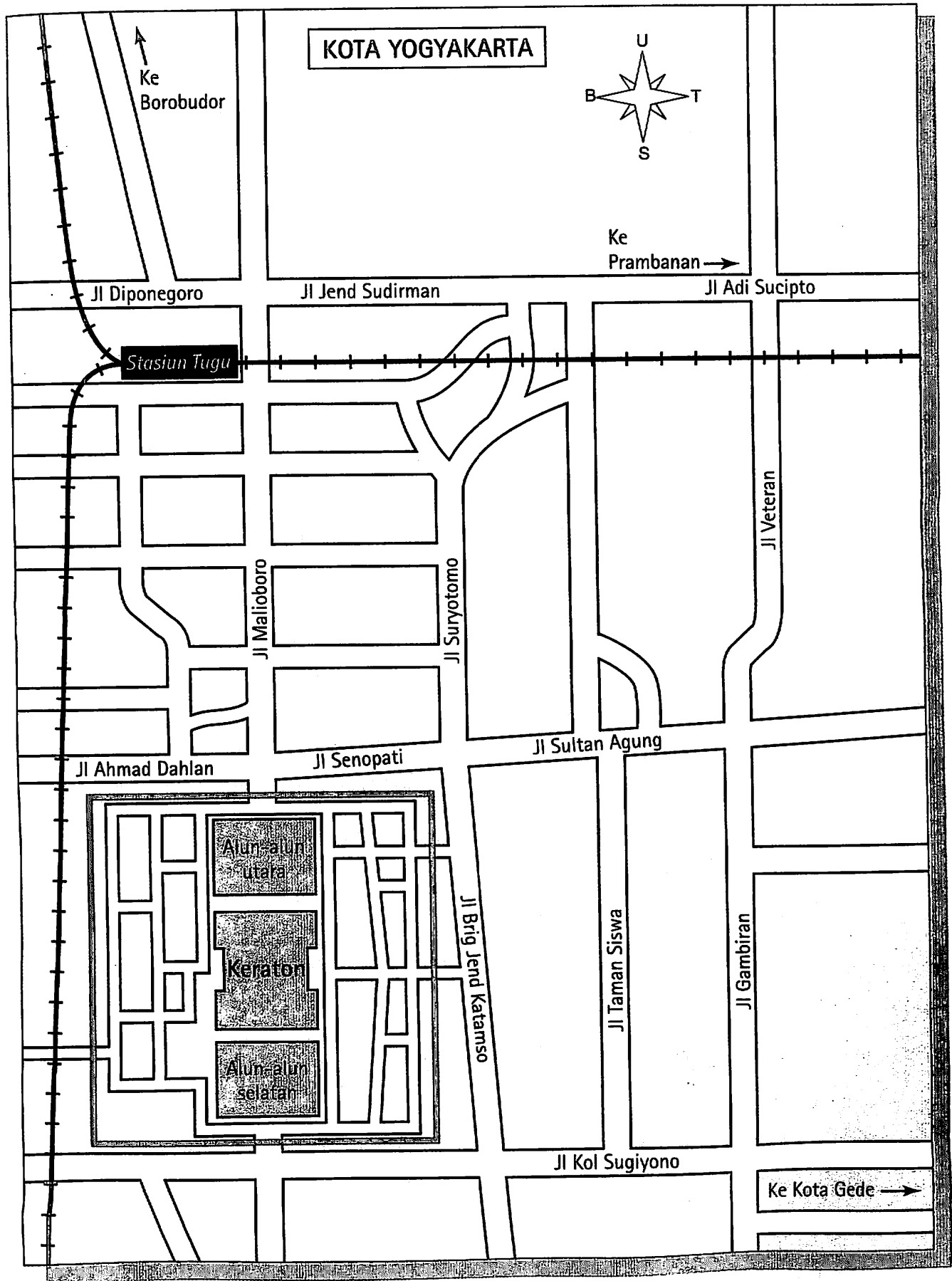
## Yogyakarta: Kota Sultan

Yogyakarta is a city which marches to a different beat. It owes its special status to the fact that, during the war of independence against the Dutch colonial forces, the then Sultan of Yogyakarta, Sri Sultan Hamengko Buwono IX, gave enormous support to the nationalist Indonesian forces. Even when Yogyakarta was occupied by the Dutch army, the Sultan allowed his palace to be used as a local headquarters for the Indonesian guerilla forces which were operating in the surrounding countryside. In recognition of his loyalty and support, when independence was finally won, and all other sultanates or small kingdoms within Indonesia were abolished, the Sultan of Yogyakarta was allowed to retain his rule and authority over the Yogyakarta area. Yogyakarta is now a self-governing district known as the Yogyakarta Special Area. While it remains part of the Republic of Indonesia, for all practical purposes it is governed by the Sultan and is responsible only to the central government in Jakarta and not to the Governor of Central Java.

Heart and soul of the city of Yogyakarta is the **keraton**, the Sultan's palace. Not an elaborate and luxurious palace in the western sense, but a palace built in traditional Javanese style, this really is a city within a city. A palace wall of approximately one kilometre square encloses the **keraton** as well as many small streets, shops, markets, mosques and so on. Within these streets, many ordinary people live and work. In the centre of this area is the inner palace of the Sultan, the real **keraton**, with large grassed squares front and back, known as the **alun-alun utara** and the **alun-alun selatan**. Although it is the residence of the Sultan and his family, many parts of the palace are open to the public during certain hours. However, only the Sultan, his family and palace staff live within the **keraton**.

The current Sultan of Yogyakarta is Sri Sultan Hamengko Buwono X. All Sultans of Yogyakarta have used this name since Sri Sultan Hamengko Buwono I established the **keraton** in 1755. The Sultan is greatly loved by the people of Yogyakarta and is clearly determined to preserve the city's cultural heritage and traditions. When becaks were abolished in Jakarta in the 1990s, people wondered whether they would also disappear from the streets of other large Indonesian cities. In cities such as Surabaya, Bandung and Semarang, it is likely that becaks will eventually be replaced. The Sultan of Yogyakarta, however, has declared becaks to be **angkutan wisata** (tourist transportation), and the people of Yogya say that 'while there is a Sultan, there will be becaks'. Little wonder that Yogyakarta is sometimes called **Kota Sultan**.







74

## Confirmatory questions by inversion with the '-kah' suffix

AB 7.5

Confirmatory questions are questions that would normally require a 'Yes' or 'No' answer. You have already learnt several ways of asking these questions.

- 1 By use of the question indicator **Apakah**.

**Apakah Nicky pernah berkunjung ke keraton?**

- 2 By use of the question indicator **Apa**.

**Apa Nicky pernah berkunjung ke keraton?**

- 3 By intonation.

**Nicky pernah berkunjung ke keraton?**

Here you are going to learn another way of asking confirmatory questions. This is a polite and formal way of asking confirmatory questions. It would not normally be used by Indonesians chatting with their families or with well-known acquaintances, and it would probably not be used by children. However, it is often used in formal situations.

The question is formed by attaching the suffix **-kah** to the word or phrase requiring an answer, and then by moving that word or phrase to the front of the sentence. Have another look at the first sentence used in the examples above: **Apakah Nicky pernah berkunjung ke keraton?** In this sentence, Nicky is being asked 'Have you ever been to the palace?' The word or phrase which is actually in doubt is 'have you ever', so take that word, **pernah**, add the suffix **-kah**, and move it to the front of the sentence. The sentence then reads **Pernahkah Nicky ke keraton?**

Look at some more examples.

### Contoh

- 1 **Apakah kami perlu memesan tempat?**  
*becomes*  
**Perlukah kami memesan tempat?**
- 2 **Apa Anda ingin berkunjung ke pabrik batik?**  
*becomes*  
**Inginkah Anda berkunjung ke pabrik batik?**
- 3 **Ibu sudah makan pagi?**  
*becomes*  
**Sudahkah Ibu makan pagi?**

Nicky is trying to find her way to the post office and needs to ask a policeman for help.

Nicky: Maaf, Pak. Di sebelah mana kantor pos dari sini?

Polisi: Kantor pos ada di sebelah utara dari sini.

Nicky: Jauhkah kantor pos dari sini, Pak?

Polisi: Cukup jauh juga. Anda harus berjalan terus lurus saja, kira-kira dua kilometer.

Nicky: Kantor pos itu ada di sebelah kanan jalan atau di sebelah kiri, Pak?

Polisi: Di sebelah kiri.

Nicky: Besarkah kantor pos itu?

Polisi: Besar sekali, kantor pos itu adalah yang paling besar di kota.



the affirmative (yes) or in the negative (no).

## Responding in the affirmative

When responding in the affirmative, Indonesians tend to avoid the use of *ya*. Instead, wherever possible, they respond by using the word to which the suffix **-kah** was attached.

### Contoh

- 1 Nicky: Adakah pabrik batik dekat sini?  
Tukang becak: Ada. Di sekitar keraton terdapat banyak pabrik batik.
- 2 Achi: Sudahkah kamu menelepon ibumu di Jakarta?  
Nicky: Sudah, tadi pagi. Tetapi besok saya akan menelepon ibu sekali lagi.



## Responding in the negative

When responding in the negative, you will need to use the appropriate negative indicator (usually **tidak** or **belum**). In some cases, you may wish to follow the negative indicator by the word to which the suffix **-kah** had been attached.

### Contoh

- 1 Nicky: Perlukah kami membayar kalau mau masuk keraton?  
Achi: Tidak perlu, tetapi biasanya kami memberikan uang sedikit kepada pegawai keraton yang memperlihatkan keraton kepada kami.
- 2 Ibu Sudarmo: Pernahkah Nicky berkunjung ke Candi Prambanan?  
Nicky: Belum, Bu. Saya sudah berkunjung ke Candi Borobudur, tetapi belum ke Candi Prambanan.
- 3 Budi: Sukakah Nicky mendengarkan musik klasik?  
Nicky: Tidak begitu suka, Budi. Saya lebih suka mendengarkan musik pop.




## What's it called?

To ask what something is called, use this sentence structure.


... itu disebut apa?

Notice how it is used with the following pictures.



Tanya: Buah yang besar itu disebut apa?

Jawab: Namanya mangka. Enak sekali kalau dimakan dengan es krim.



Tanya: Alat itu disebut apa?

Jawab: Alat itu disebut canting. Canting digunakan untuk melerakkan malam pada kain yang akan dibatik.



Tanya: Kereta yang ditarik oleh kuda itu disebut apa?

Jawab: Namanya andong. Di kota Yogyakarta ada banyak andong. Menurut Sri Sultan, andong dan becak adalah angkutan wisata, tetapi banyak penduduk kota Yogyakarta naik andong dan becak setiap hari juga.



<b>Cak!</b>	<b>Becak!</b> (abbreviation used to call a <i>becak</i> )	<b>Sudahkah ...?</b>	<i>Have (you) already ...?</i>
<b>Pernahkah ...?</b>	<i>Have you ever ...?</i>	<b>Adakah ...?</b>	<i>Are there any ...?</i>
<b>Sukakah ...?</b>	<i>Do you like to ...?</i>	<b>keraton</b>	<i>traditional palace</i>
<b>canting</b>	<i>small tool used for writing with wax on batik cloth</i>	<b>pegawai</b>	<i>an official</i>
<b>pendopo</b>	<i>Javanese-style pavilion</i>	<b>memperlihatkan</b>	<i>to show something</i>
<b>kenang-kenangan</b>	<i>memento/souvenir</i>	<b>meletakkan</b>	<i>to place something</i>
<b>pariwisata</b>	<i>tourism</i>	<b>malam</b>	<i>wax</i>
<b>proses</b>	<i>process</i>	<b>dibatik</b>	<i>to be 'batiked'</i>
<b>Perluakah ...?</b>	<i>Do (I) need to ...?</i>	<b>ditarik</b>	<i>to be pulled</i>
<b>Inginkah ...?</b>	<i>Do (you) want to ...?</i>	<b>andong</b>	<i>horse-drawn carriage</i>
<b>Jauhkah ...?</b>	<i>Is it far?</i>	<b>angkutan</b>	<i>transportation</i>
		<b>angkutan wisata</b>	<i>tourist transport</i>



## Nggak!

In the dialogue at the beginning of this topic, Achi used the phrase **Boleh nggak?** when she was speaking to the **becak** driver. **Nggak** is not really 'standard' Indonesian. It is a very colloquial version of the word **tidak**. It is commonly used in conjunction with verbs, such as **boleh nggak?** (can you do that or not?) and **mau nggak?** (do you want it or not?). On the audio recordings accompanying this course you will hear some examples of the use of **nggak**. Remember that it is very colloquial. You should use the word **tidak**, but be aware that you will hear people using **nggak** in everyday speech.



*Kebudayaan  
Indonesia*



## Ini disebut apa?

Work with a partner. Take turns to hold up or point to an object in the classroom and ask what it is called. The person being asked the question should try to answer in Indonesian, not only saying what the item is called, but also giving a short description of the item, or saying what it is used for. The more you practise this activity, the more fluent you will become with the use of this language function. If there are things in the classroom for which you do not know the Indonesian word, ask your teacher using the language function you have learnt for saying 'What is this called?'



There are a number of traditional palaces, or **keraton**, in Indonesia, particularly in Java. The **keraton** in Yogyakarta is the only one which continues to have a resident royal family with some governing powers. The real name of the **keraton** is Keraton Ngayogyakarta Hadiningrat. There are a number of Internet sites with information about and pictures of the **keraton** in Yogyakarta. You can visit them by following the links on the *Keren! 2* Companion Website at [www.longman.com.au/cw](http://www.longman.com.au/cw).



*Hubungan  
Internet*



## ASKING WHAT PEOPLE are doing

In *Keren! 1* (CB 6.4) you learnt a simple way of asking what people are doing. Do you remember? You learnt to ask questions like:

**Kamu sedang apa?**

**Dia sedang apa?**

**Mereka sedang apa?**

**Nicky sedang apa?**

### AB 7.6, 7.7

Here you are going to learn another way of asking what people are doing, or what they did do, or what they are going to do. This way is a little more complicated, but this structure becomes necessary when you want to ask people about what they did do; for example, 'What did you do on the weekend?' There are, in fact, two structures, depending on whether you are using second person ('What are you doing?'), or whether you are using third person ('What is he/she doing?' or 'What are they doing?').

### Second person: 'What are you doing?'

To ask 'What are you doing?', use the following structure.

**Apa yang kamu lakukan?**

or

**Apa yang kamu kerjakan?**

Remember to change the pronoun **kamu** to **Anda**, **Bapak**, or **Ibu** as appropriate.



When you want to ask what somebody was doing at a point in the past, add that clause at the end.

### Contoh

- 1 Apakah yang kamu lakukan pada akhir minggu yang lalu?
- 2 Apakah yang Anda lakukan pada hari Sabtu?
- 3 Apa yang Ibu kerjakan kemarin?

doing?

To ask what a third person is doing (he/she/they), use the following slightly different structure.

**Apa yang dilakukan (oleh) dia?**

or

**Apa yang dikerjakan (oleh) dia?**

or

**Apa yang dilakukan (oleh) mereka?**

or

**Apa yang dikerjakan (oleh) mereka?**

**Note:**

- 1 The word **oleh** (by) is optional.
- 2 You can replace the pronoun (**dia** or **mereka**) with the person's name; for example, **Apa yang dilakukan oleh Achi?**
- 3 Provided it is clear who you are talking about, you can replace the pronoun (**dia** or **mereka**) with the suffix **-nya**; for example, **Apa yang dikerjakannya?**




**Tanya:** Apa yang dikerjakan oleh Nicky dan Achi?

**Jawab:** Mereka sedang melihat seorang tukang perak bekerja di pabrik perak.



**Tanya:** Apa yang dilakukan oleh ibu ini?

**Jawab:** Dia sedang mencampur jamu.



**Tanya:** Apa yang dikerjakan Budi?

**Jawab:** Budi sedang membeli obat di apotik.



## Email dari Nicky

AB 7.8

After visiting the batik factory, Nicky dropped into an Internet café to send an email to her friends in Australia. She also attached some of the photographs which she took at the factory.

### email-Sally Johnstone

**From:** Nicky Gardner<nickyg@hotmail.com>

**To:** Sally Johnstone<smileysally@bigpond.com>

**Sent:** Kamis, 19 September, 11.30

**Subject:** Pabrik batik

**Attachment:** membatik.jpg, batikcap.jpg, zatwarna.jpg

Hai! Salam lagi dari kota Yogyakarta. Waktu saya di kota Yogyakarta hampir selesai. Pada akhir minggu ini saya harus pulang ke Jakarta. Sekolah masuk lagi minggu depan. Tetapi kunjungan saya ke Yogyakarta ini sangat menyenangkan. Bukan main banyaknya tempat yang baik untuk dikunjungi di sini!

Tadi pagi Achi mengantarkan saya ke sebuah pabrik batik dekat keraton. Di sana orang menghasilkan kain batik yang sangat halus. Sebenarnya, ada dua jenis batik. Batik yang dihasilkan dengan memakai alat canting disebut batik tulis. Tetapi batik juga bisa dihasilkan dengan memakai sebuah cap. Batik semacam itu disebut batik cap. Untuk menghasilkan sehelai batik tulis kadang-kadang makan waktu beberapa bulan tetapi menghasilkan batik dengan menggunakan sebuah cap jauh lebih cepat. Oleh karena itu batik cap lebih murah daripada batik tulis.

Malam diletakkan pada kain putih dengan memakai sebuah canting atau sebuah cap. Kain itu kemudian dicelupkan ke dalam zat warna untuk diberi warna. Sesudah itu, proses itu diulang sekali lagi. Malam diletakkan lagi pada kain, kemudian kain itu diberi warna lain. Jadi setiap kali diberi warna lain, proses itu harus diulang.

Di depan pabrik itu ada sebuah toko yang menjual kain batik. Di sana juga dijual taplak meja, dasi, kemeja, dan rok. Semuanya dibuat dari kain batik. Untuk Sally saya membeli sebuah rok yang bagus sekali. Rok itu akan saya kirimkan dengan pos sebagai oleh-oleh dari kota Yogyakarta.

Mudah-mudahan Sally dan teman-teman lain di Australia dalam keadaan sehat-sehat. Salam hangat untuk teman-teman di kelas dan Bu Simpson.

Temanmu,

Nicky.

Bu! Ada email dari Nicky. Nicky baru berkunjung ke pabrik batik.





Ibu ini sedang membatik dengan memakai sebuah canting.



Bapak ini sedang membuat batik cap dengan memakai sebuah cap.



Kain batik ini baru dicelupkan ke dalam zat warna untuk diberi warna merah.

You can learn more about the batik process, the history of batik, and perhaps even visit some batik factories by going to the Internet sites listed on the *Keren! 2* Companion Website at [www.longman.com.au/cw](http://www.longman.com.au/cw).



## Asking 'Can you recommend ...?'

If you are new in town, you might need to ask for somebody's recommendations; for example, 'Can you recommend a good restaurant?' You can ask like this: **Maaf, Bapak dapat menyarankan ...?** The words **bisa** and **dapat** both mean 'can' or 'able to', so either of them can be used to ask this.

### Contoh

- 1 Maaf, Bapak dapat menyarankan sebuah restoran yang baik di dekat sini?
- 2 Maaf, Ibu bisa menyarankan sebuah losmen yang baik di daerah ini?
- 3 Maaf, Anda dapat menyarankan sebuah hotel yang baik di kota ini?

### AB 7.11

## Asking 'Can I ...?' and 'Can we ...?'

You may need to ask whether it is possible to do something; for example, 'Can I go there by becak?', or 'Can I buy good quality batik at the marketplace?'



You have learnt two words meaning 'can' or 'able to' (**dapat** and **bisa**). Either of these words can be used in these questions. By now you

know a number of ways to form these questions.

Any of the following structures can be used.

- Apa saya bisa ...?
- Apa saya dapat ...?
- Saya bisa ...?
- Saya dapat ...?
- Bisakah saya ...?
- Dapatkah saya ...?

Of course, if you want to ask 'Can we ...?', just replace the word **saya** with either **kami** or **kita** as appropriate.

### Contoh

- 1 Nicky: Achi, bisakah kita ke pantai Parangtritis naik bus umum?  
Achi: Tentu saja bisa. Kita bisa naik bus dari terminal di Jalan Supeno.
- 2 Nicky: Dapatkah kita berenang di pantai Parangtritis?  
Achi: Bisa, tetapi lebih baik jangan. Saya takut berenang di sana. Laut di Parangtritis sangat berbahaya. Banyak orang yang telah tenggelam di sana. Kata orang, Nyai Roro Kidul, ratu samudera selatan, suka mengambil orang yang berenang di sana.





# Dongeng Nyai Roro Kidul



Kebudayaan  
Indonesia

For many centuries, there has been a legend (**dongeng**) in Java that the ocean to the south of the island is ruled by a beautiful queen, Nyai Roro Kidul. The legend is told along the south coast of Java and varies a little from place to place, but remains basically the same.

According to the legend, since the 8th century, Nyai Roro Kidul has been considered the wife of the kings of Central Java. This is said to have come about when the ruler of Central Java at that time, Sultan Agung, sought the help of Nyai Roro Kidul in overcoming his enemies in a battle. Nyai Roro Kidul agreed to help on the condition that he and all of his descendants became her husbands. Because the present ruler of Yogyakarta, Sri Sultan Hamengko Buwono X, is a direct descendant of Sultan Agung, he is considered to be the current husband of Nyai Roro Kidul. A room is kept at the palace in case Nyai Roro Kidul should come calling on her husband and the Sultan makes an annual pilgrimage, with great ceremony, to the coast at Parangtritis, where he sends gifts and offerings floating out upon the ocean for Nyai Roro Kidul.



The south coast of Central Java, the legendary home of Nyai Roro Kidul, is quite dangerous. There is a treacherous ocean rip and many people have been drowned there. The legend of Nyai Roro Kidul is used to explain accidents and drownings along this coastline. There is a belief that Nyai Roro Kidul is angered by the sight of certain colours (in some areas it is thought to be red; in other areas, green) and that she will take people who wear those colours while in or on the ocean.

<b>agak</b>	<i>rather/quite</i>	<b>dicelupkan</b>	<i>to be dipped</i>
<b>lakukan</b>	<i>to be done by you/me</i>	<b>zat warna</b>	<i>dye</i>
<b>kerjakan</b>	<i>to be done by you/me</i>	<b>diulang</b>	<i>to be repeated</i>
<b>dilakukan</b>	<i>to be done by somebody</i>	<b>membatik</b>	<i>to make batik with a canting</i>
<b>dikerjakan</b>	<i>to be done by somebody</i>	<b>menyarankan</b>	<i>to suggest</i>
<b>mencampur</b>	<i>to mix</i>	<b>bisa</b>	<i>can/able to</i>
<b>tukang perak</b>	<i>silversmith</i>	<b>dapat</b>	<i>can/able to</i>
<b>dikunjungi</b>	<i>to be visited</i>	<b>telah</b>	<i>already</i>
<b>cap</b>	<i>a stamp (not postage)</i>	<b>tenggelam</b>	<i>to sink/to drown</i>
<b>diletakkan</b>	<i>to be placed</i>	<b>ratu</b>	<i>queen</i>
		<b>samudera</b>	<i>ocean</i>
		<b>mengambil</b>	<i>to take</i>
		<b>dongeng</b>	<i>a legend</i>





Tunggu di sini.

Itu disebut apa?

Apa yang kamu lakukan?

Apa yang kamu kerjakan?

Apa yang dilakukan dia?

Apa yang dikerjakan dia?

Dapatkan (or Bisakah) Anda menyarankan ...? Can you recommend ...?

Bisakah kami ...?

Dapatkan kami ...?

Wait here.

What's that called?

What are you doing?/What did you do?

What are you doing?/What did you do?

What is he/she doing?

What is he/she doing?



## The 'pe-' prefix attached to adjectives

In the previous topic, you learnt that the **pe-** prefix can be attached to the stem words of verbs to form the agent of the action, the person who does the action.

### Contoh

Orang yang bermain futbol adalah pemain futbol.

Here you are going to learn about the **pe-** prefix when it is attached to stem words which are adjectives (describing words). The **pe-** prefix can be attached to certain adjectives to form a noun indicating a person who has the characteristic implied by the stem word.

### Contoh

- 1 Orang yang mencuri barang orang lain jahat sekali. Karena itu orang semacam itu kadang-kadang disebut penjahat.
- 2 Budi masih agak muda. Orang yang muda kadang-kadang disebut pemuda. Orang perempuan yang muda disebut pemudi.
- 3 Anak kecil itu malu. Dia jarang berbicara kepada orang lain. Karena itu dia disebut pemalu.



### Awas!

The number of adjectives which can be combined with the **pe-** prefix is quite limited. Don't try to create your own from adjectives that you know. Use only those which you have learnt.



Dedi malas sekali. Dia tidak suka membantu orang tuanya bekerja di kebun. Dedi pemalas.



## Agreeing, disagreeing, and asking if others agree

The word **setuju** means to agree. It comes from the stem word **tuju**, meaning 'heading' or 'direction'. The **se-** part, of course, means 'one'; so, literally, **setuju** means to be heading in the same direction.

### Asking if others agree

You can ask if others agree with you by saying **Apa kamu setuju?** or **Kamu setuju?** Remember, the pronoun **kamu** can be changed to **Anda, Ibu, Bapak** and so on, depending on who you are talking to. In spoken language, this question is often asked by simply saying **Setuju tidak?** (Do you agree or not?), or colloquially as **Setuju nggak?** Since these phrases no longer contain a question word, it is important to use correct intonation so that it sounds like a question. Mimic the intonation of your teacher's voice.

### Agreeing

This is really very simple. If you want to say that you agree, you need simply say **Saya setuju**.

If somebody asks if you agree or not, simply reply **Setuju**.

Sometimes, you may wish to emphasise your agreement and say something like 'I couldn't agree more'. In this case, you can say **Setuju sekali**.

### Disagreeing

Of course, if you want to say that you disagree, you can say **Saya tidak setuju**.

Again, you can emphasise your disagreement and say something like 'Oh, no, I don't agree at all!' In this case, you can say **Saya sama sekali tidak setuju**.



## Mengurus pesta perpisahan

Achi's mother is suggesting that they arrange a farewell party for Nicky before she returns to Jakarta. Listen to their conversation on the Audio CD. It contains several of the language functions that you have learnt recently.

- Ibu: Achi? Minggu depan Nicky akan pulang ke Jakarta, betul nggak?
- Achi: Betul, Bu. Kalau tidak salah hari Selasa minggu depan.
- Ibu: Bagaimana kalau kita mengadakan pesta perpisahan untuk Nicky? Mau nggak?
- Achi: Mau, Bu. Dan kami bisa mengundang beberapa teman. Teman-teman itu akan senang sekali kalau bisa berpesta dengan Nicky sebelum dia berangkat. Kapan kita mengadakan pesta itu, Bu?
- Ibu: Mungkin pada Sabtu malam. Kamu setuju?
- Achi: Setuju, Bu. Hari Jumat saya akan membantu Ibu memasak untuk pesta itu.
- Ibu: Baiklah.





7.10

# THE -KAN SUFFIX WITH THE MEANING 'UNTUK'

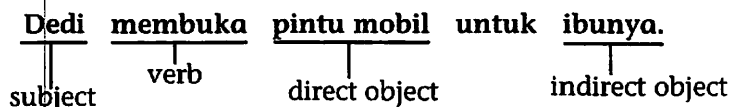
AB 7.9

In the previous topic (Section 6.20), you learnt that the most common meaning of the -kan suffix is what is known as causative effect.

## Contoh

Ibu membangunkan Dedi pada pukul enam pagi.  
Mother caused Dedi to bangun. She woke him up.

However, there are some other meanings of the -kan suffix. Here you will learn another. First, you need to be able to identify the components of a sentence. Look at the following sentence as an example.



All sentences contain a verb (the action word) and the verb is usually easy to recognise, especially in Indonesian, because we know that most verbs have the *ber-* or *me-* prefix. Once you have found the verb, there are certain questions which you must ask yourself in order to find the other sentence components.

**Note:** It is important to get the wording of these questions right, otherwise you could get the wrong answer.

In the sentence used as the example, above, the verb is **membuka** (to open).

To find the *subject*, ask 'Who or what opens something?'

Answer: **Dedi** is the subject, the doer of the action.

To find the *direct object*, ask 'Who or what does he open?'

Answer: **pintu mobil** is the direct object.

To find the *indirect object*, ask 'Who or what does he open it for?'

Answer: **ibunya** is the indirect object.

Now, where the sentence has an indirect object (and not all sentences do), with certain verbs the suffix -kan can take on the meaning 'doing something for somebody else'. Look at that sentence again. It indicates that something is being done for somebody else: Dedi is opening the car door for his mother.

In this sentence, we could use the suffix -kan, meaning 'for' (**untuk**), but there are two other changes which would have to be made to the sentence.

- 1 The word **untuk** would no longer be required.
- 2 The word following the verb would need to be the indirect object; that is, the person for whom the action was done.

The sentence would then read:

**Dedi membukakan ibunya pintu mobil.**

*Dedi opened, for his mother, the car door.*



**Awas!**

The list of verbs which can use the -kan suffix with the meaning *untuk* is quite limited. Don't try to create your own. Use only those which you have learnt.

...are some more examples. Study each sentence carefully and note how the *-kan* suffix is used with the meaning *untuk*.

### Contoh

- 1 Ibu Sudarmo sedang memasak keluarganya ayam goreng.
- 2 Achi sedang mencari ibu kaca matanya.
- 3 Budi akan membawakan Nicky kopornya yang berat.
- 4 Dedi menutupkan ayahnya pintu garasi.
- 5 Sebelum pulang ke Jakarta Nicky akan membelikan keluarga Sudarmo sebuah hadiah kecil sebagai tanda terima kasih.



Beraneka macam makanan tradisional Yogyakarta dijual di toko ini. Bapak Sudarmo sedang membelikan Nicky makanan tradisional sebagai oleh-oleh dari kota Yogyakarta.




## Melihat-lihat di pabrik batik



You are visiting one of the large batik factories in Jalan Tirtodipuran, and one of the officials at the factory is showing you the batik process. Work with a partner and perform this role play. One of you play the part of the factory official, and the other play the part of the visitor.

**Note:** It is not intended that you will do a word-for-word translation, but rather that you will convey the intended meaning.

- Pegawai: Ask the visitor whether he/she has ever seen the batik process before (use pernahkah).
- You: Say that you haven't seen it before and ask what those ladies are doing.
- Pegawai: Say that they are putting wax on the cloth, and that they will produce a length of fine batik cloth.
- You: Ask what they call those small tools.
- Pegawai: Say that those tools are called *canting* and that they are very important in the batik process.
- You: Ask how long it takes to make a piece of good batik.
- Pegawai: Say that the handwritten batik (*batik tulis*) process can take several months.
- You: Express your astonishment at that length of time.
- Pegawai: Say that it is difficult work, and ask the visitor if he/she agrees.
- You: Say that you very much agree and ask if you can buy batik at the factory.
- Pegawai: Say that certainly batik can be purchased there. In front of the factory there is a shop. Ask the visitor what he/she wants to buy.
- You: Say that you would like to buy a batik tablecloth for your mother. (Use *-kan* instead of *untuk*.)



# Using 'apakah' as a conjunction

Since the beginning of this course, you have been using **apakah** as a question word which changes sentences into questions. By now you should be quite familiar with the use of the question word **apakah**.

There is one way in which **apakah** can be used in sentences which are not questions. You can use **apakah** as a conjunction (to join parts of a sentence together) when you want to convey some uncertainty, as we do in English when we use the phrase 'whether or not'. For example, we say things like 'I'm not sure whether (or not) it's going to rain today', and 'He didn't say whether (or not) he would be able to help us'. In sentences like these, the word **apakah** can be used to mean 'whether or not'.



## Contoh

- 1 Budi belum pasti apakah dia bisa datang ke pesta perpisahan untuk Nicky, karena pada Sabtu malam biasanya dia bekerja.
- 2 Kamu harus memutuskan apakah mau ikut atau tidak.
- 3 Nicky bertanya apakah mereka bisa berenang di pantai Parangtritis.
- 4 Orang asing itu ingin tahu apakah kain batik yang halus dijual di pasar.

Achi dan Budi mengantarkan Nicky ke kantor Garuda karena Nicky ingin tahu apakah ada pesawat Garuda yang berangkat ke Jakarta pada pagi hari, hari Selasa.



<b>beraneka macam ...</b>	<i>various types of ...</i>	<b>tanda terima kasih</b>	<i>sign of appreciation</i>
<b>mencuri</b>	<i>to steal</i>	<b>mengadakan</b>	<i>to conduct/hold (as in a meeting/party)</i>
<b>pesta perpisahan</b>	<i>farewell party</i>	<b>jahat</b>	<i>evil</i>
<b>membangunkan</b>	<i>to wake somebody up</i>	<b>penjahat</b>	<i>an evil person/criminal</i>
<b>membukakan</b>	<i>to open for somebody</i>	<b>pemalu</b>	<i>a shy person</i>
<b>membelikan</b>	<i>to buy for somebody</i>	<b>pemalas</b>	<i>a lazy person</i>
<b>memasakkan</b>	<i>to cook for somebody</i>	<b>setuju</b>	<i>to agree</i>
<b>mencarikan</b>	<i>to search for something for somebody</i>	<b>sama sekali</b>	<i>totally</i>
<b>sabar</b>	<i>patient</i>	<b>sulit</b>	<i>difficult</i>
<b>tanda</b>	<i>a sign</i>	<b>membawakan</b>	<i>to carry for somebody</i>
		<b>memutuskan</b>	<i>to decide</i>



Saya setuju.

I agree.

Saya tidak setuju.

I don't agree.

Saya sama sekali tidak setuju!

I don't agree at all!

Setuju tidak?

Do you agree?

Saya tidak sabar

I don't have the patience./I'm impatient.

Marilah kita mengadakan pesta

Let's hold a party.

Kamu harus memutuskan.

You have to decide.



## 7.19 Ayo! Berkunjung ke kota Sultan!

Design a small poster telling visitors to Yogyakarta of some of the many tourist sites which the city has. Use some illustrations together with short descriptions of places of interest. Some of the places that you may wish to include are Borobudur temple, Prambanan temple, the Sultan's palace, silver factories at Kota Gede, batik factories, the markets, Jalan Malioboro and Mal Malioboro, and restaurants with wayang performances.



## 7.20 Nicky pulang ke Jakarta

Nicky's stay in Yogyakarta is over. Achi and Budi take Nicky to the airport in Yogyakarta for her flight back to Jakarta.





## Dieng Plateau


The Dieng Plateau is found in Central Java, approximately 70 kilometres north-west of Yogyakarta and approximately halfway between the north and south coasts of Java. At an altitude of 2,000 metres, it is both strange and beautiful. The plateau is often covered in mist. Brightly coloured lakes and sulphur springs, together with large bubbling mudholes which emit almost overpowering sulphur fumes, add to the mystique of this place. It was here, high up on this eerie plateau, that the Javanese decided to build what are the oldest known Hindu temples in Java.



Archaeologists believe that there were once up to 400 temples on this small plateau, but today only eight remain. They are quite small and squat, box-like and relatively unimpressive. To many people, the main interest is in the extraordinary location in which they were built, rather than in the temples themselves. The temples were built between AD 650 and 750. They are Hindu temples honouring the Hindu gods, but have been renamed after the heroes of the Mahabharata **wayang** stories, Candi Arjuna, Candi Puntodewa, Candi Srikandi, Candi Sembadra, Candi Semar, Candi Bima, Candi Gatotkaca and Candi Dvarawati.

## Prambanan


East of the city of Yogyakarta lies the Prambanan Plain, and here the concentration of ancient temple remains is quite astonishing. In this small area are around fifty ancient temples or the remains of ancient temples. The entire plain is covered in many metres of volcanic deposits and there is little doubt that even more temples and ancient settlements lie hidden below the surface. The most impressive of these temples, and some say the most beautiful of all the Javanese temples, lies within walking distance of the village of Prambanan itself. For that reason, it is commonly referred to as Candi Prambanan, though more correctly it is known as Candi Loro Jonggrang.



Candi Loro Jonggrang is a major temple complex consisting of three major temples, built in the middle of the 9th century AD. These three temples have internal chambers and house statues of the Hindu gods Shiva, Brahma and Vishnu, and the outer walls of the temples have extensive panels of exquisite stone carvings relating the story of the Ramayana. It is awe-inspiring to consider how such beautiful stone carvings were produced by these ancient people with what must have been very basic tools.

The central temple is dedicated to Shiva. At 47 metres, it is taller than the temples on each side of it. The entire complex was surrounded by 244 smaller temples, forming an outer border to the courtyard of the entire complex. With the arrival of Islam in Java, the Hindu kings moved to East Java and the temple complex was abandoned and neglected. When rediscovered in 1811, it was largely in rubble. Restoration was commenced in 1937 and continues today. The three main temple buildings have been fully restored, but many more years of work will be required to restore the smaller outer temples of the complex.

Forty-two kilometres north-west of the city of Yogyakarta is Borobudur, Java's greatest ancient temple and one of Indonesia's major tourist attractions. Built between the middle of the 8th century and the mid 9th century by the Syailendra kingdom, Borobudur is a huge pyramid-like structure. The temple has no internal chambers and the pilgrimage means climbing to the top of the temple. Borobudur was built on a natural hill and stands majestically overlooking the lush green Kedu Plateau. You can see the plan and cross-section of Borobudur in Section 6.17 of this book.



The statistics of Borobudur are impressive. It was built over a period of approximately 100 years, from 60,000 cubic metres of stone which had to be quarried, transported, carved and assembled into this amazing feat of architectural engineering. The temple has 504 large statues of the Buddha (though some are missing), and literally kilometres of beautiful stone carvings depicting the life and teachings of the Buddha. Borobudur is built in levels. In all, there are eight levels, the bottom five being square and the top three round. At its base, Borobudur is 123 metres square and the height of the temple is 42 metres. There are stairs on each of the four faces of Borobudur, running all the way to the top of the temple.

Traditionally, one should enter from the east wall, climb to the first level, then walk all the way around the temple in an anti-clockwise direction, then move to the second level and do the same, and so on. Within each of these terraced levels, the visitor is enclosed by high walls, not being able to see out, not being able to see the path far ahead, much as in life. The walls are covered in stone carvings depicting the Buddhist teachings, and for this reason Borobudur is sometimes called a 'sermon in stone'. When the visitor moves from the fifth level to the sixth level, suddenly the temple changes dramatically. It changes from square to round, from being ornately carved to having plain walls, and suddenly the visitor can see to the far horizons, symbolising the moment of Buddhist enlightenment.

The top three levels of Borobudur have three concentric circles of stupas, seventy-two in all. The stupas have latticed walls revealing that each one contains a statue of the Buddha in meditation. It is said that, if you can reach through and touch the foot of the Buddha, you will be blessed with good luck. At the summit of Borobudur, and in the centre of the three concentric circles of stupas, is one huge solid stupa, the **induk stupa**. This stupa is empty. It contains no statue of the Buddha, symbolising the achievement of Nirvana, a state of perfection where life ceases to exist.



Would you like to learn more about some of the ancient Javanese temples?  
You can visit them by going to the Internet sites listed on the *Keren! 2*  
Companion Website at [www.longman.com.au/cw](http://www.longman.com.au/cw).



Choose the most appropriate answer to each question and write the answers in your exercise book.

- 1 To ask what something is called, use the phrase:
  - a Siapa nama itu?
  - b Itu disebut apa?
  - c Apa itu disebut?
  - d Siapa itu disebut?
  
- 2 A canting is used for:
  - a cooking
  - b making batik
  - c transportation
  - d taking photographs
  
- 3 To strongly disagree with somebody, you say:
  - a Kamu setuju, bukan?
  - b Saya setuju nggak.
  - c Memang, saya setuju.
  - d Saya sama sekali tidak setuju.
  
- 4 To ask somebody what he/she is doing, you say:
  - a Apa Anda lakukan?
  - b Apa yang kamu kerjakan?
  - c Apa yang dilakukan kamu?
  - d Apa yang dikerjakan Anda?
  
- 5 Dua jenis kain batik disebut:
  - a batik cap dan batik tulis
  - b batik cap dan batik canting
  - c batik pena dan batik cap
  - d batik pena dan batik canting
  
- 6 Angkutan apa yang ditarik oleh kuda?
  - a becak
  - b andong
  - c kereta api
  - d bus umum
  
- 7 Inginkah kamu means the same as:
  - a Apa kamu tahu?
  - b Apa kamu mau?
  - c Apa kamu pasti?
  - d Apa kamu sudah makan?
  
- 8 Apa Bapak bisa menyarankan ...? means:
  - a Is it possible to ...?
  - b Do you know how to ...?
  - c Can you recommend ...?
  - d What did you decide about ...?
  
- 9 Di sekitar keraton di kota Yogyakarta terdapat banyak:
  - a candi
  - b Sultan
  - c pendopo
  - d pabrik batik
  
- 10 Which of the following is correct?
  - a Dedi membawakan kopor untuk ibunya.
  - b Dedi membawa ibunya untuk kopor.
  - c Dedi membawakan ibunya kopor.
  - d Dedi membawa ibunya kopor.

Choose the most appropriate answer to each question and write the answers in your exercise book.

- 1 The oldest Javanese temples are found on the:
  - a Kedu Plateau
  - b Dieng Plateau
  - c Prambanan Plain
  - d Loro Jonggrang Plain
  
- 2 The oldest temples in Java are of the:
  - a Buddhist religion
  - b Hindu religion
  - c Moslem religion
  - d Christian religion
  
- 3 Candi Loro Jonggrang fell into neglect and disrepair because of the:
  - a arrival of Islam in Java
  - b cost of maintaining the temple
  - c eruption of the nearby volcano
  - d conversion of the people to Buddhism
  
- 4 The stone carvings on the walls of Candi Loro Jonggrang depict:
  - a the life of the Buddha
  - b the Ramayana story
  - c the teachings of the Buddhist religion
  - d the life of ordinary people in the 8th century
  
- 5 The construction of Borobudur is thought to have taken about:
  - a forty-two years
  - b seventy-two years
  - c 100 years
  - d 500 years
  
- 6 The stone carvings on the walls of Borobudur depict:
  - a the Ramayana story
  - b the Mahabharata story
  - c the history of the world
  - d the life and teachings of the Buddha
  
- 7 In all, there are ... levels on Borobudur:
  - a three
  - b five
  - c eight
  - d eleven
  
- 8 The huge stupa at the summit of Borobudur symbolises:
  - a hell
  - b the universe
  - c a state of perfection
  - d the throne of the Buddha

# Tempat-tempat yang menarik di kota Yogyakarta

## 7.1 Ke keraton Sultan

Tulislah dalam bahasa Indonesia

Listen to the dialogue on the CD and, without looking at your Course Book, write the following sentences in Indonesian.



CB 7.1

1 Hey, becak! Becak!

---

2 Where do you want to go?

---

3 The Sultan and his family live there.

---

4 Do you want to go to a batik factory too?

---

5 Wait here, OK?

---

6 Wow! What a fabulous building!

---

7 This palace was built in 1756.

---

8 Could you take a photograph of us?

---

9 Are you ready? Smile!

---

10 That photograph will be a good reminder of my visit here.

---





7.2

Pilihlah jawaban yang tepat


CB 7.1

- 1 The **becak** driver:
  - a  asked for an extra Rp5.000
  - b  bargained very hard to get Rp5.000
  - c  accepted the price that they offered
  - d  said the charge was Rp5.000 per hour
- 2 The palace is:
  - a  no longer used as a residence
  - b  the residence of the Sultan and his family
  - c  the residence of the President of Indonesia
  - d  the residence of the mayor of Yogyakarta
- 3 They were shown around the palace by:
  - a  Achi's mother
  - b  the Sultan's wife
  - c  a palace official
  - d  the **becak** driver
- 4 The **becak** driver asked if they wanted to go to a:
  - a  restaurant
  - b  batik market
  - c  batik factory
  - d  shadow puppet performance
- 5 A **pendopo** is a:
  - a  batik factory
  - b  palace official
  - c  type of building
  - d  relative of the Sultan

CB 7.1

7.3

Selesaikanlah!







# 7.5 Confirmatory questions by inversion with the '-kah' suffix

Convert the following confirmatory questions into the structure using the suffix -kah. When you have finished, use the CD to check your answers.


## CB 7.4



- 1 Apa Anda pernah ke Indonesia?  
\_\_\_\_\_
- 2 Apa Ibu senang tinggal di desa ini?  
\_\_\_\_\_
- 3 Kamu sudah makan pagi?  
\_\_\_\_\_
- 4 Apa kamu ingin ikut ke pantai nanti sore?  
\_\_\_\_\_
- 5 Apa saya perlu memesan tempat dahulu?  
\_\_\_\_\_
- 6 Apa Bapak suka makan masakan Padang?  
\_\_\_\_\_
- 7 Apa saya boleh pulang sekarang, Bu?  
\_\_\_\_\_
- 8 Apa kamu bisa berbahasa Inggris, Dedi?  
\_\_\_\_\_
- 9 Apa Anda kenal dengan Bapak Sudarmo?  
\_\_\_\_\_
- 10 Apa kamu ingat bahwa hari ini kita harus singgah di kantor pos?  
\_\_\_\_\_
- 11 Apa Ibu pasti tentang itu?  
\_\_\_\_\_
- 12 Apa Anda dapat membantu saya?  
\_\_\_\_\_
- 13 Apa Bapak tahu di mana kantor Garuda?  
\_\_\_\_\_
- 14 Apa Ibu sering ke Pasar Beringharjo?  
\_\_\_\_\_
- 15 Apa keraton jauh dari sini?  
\_\_\_\_\_




The palace official wants to know if Nicky can speak Indonesian. Nicky replies that she can, although her Indonesian is not perfect.



The palace official wants to know if Nicky has been to the palace before. Nicky replies that this is her first visit to the palace.



The palace official wants to know if Nicky has ever been to Jakarta. Nicky replies that she has, and that her parents live in Jakarta.



The palace official wants to know if Nicky is enjoying her visit to Yogyakarta. Nicky replies that, yes, she is having a wonderful time.





Nicky asks Achi what this man is doing.



Nicky asks Achi what she is doing.



Nicky asks Achi what Dedi is doing.



Budi asks Achi and Nicky what they did last night.

**7.9**

Add the suffix **-kan** to the verbs in the following sentences, then restructure the sentences so that the word **untuk** is not used.

1 Kakak saya sering memasak martabak untuk kami.

\_\_\_\_\_

2 Ibu Sudarmo ke pasar dan membeli sebuah baju kaos yang baru untuk Dedi.

\_\_\_\_\_

3 Budi membuka pintu garasi untuk Ibu Sudarmo.

\_\_\_\_\_

4 Kalau pulang dari pasar, Bapak Sudarmo biasanya membawa barang-barang yang berat untuk ibu.

\_\_\_\_\_

5 Kami sedang mencari kunci lemari untuk guru kami.

\_\_\_\_\_

6 Ibu akan membuat sebuah rok yang baru untuk Achi.

\_\_\_\_\_

7 Nicky ke Kota Gede supaya bisa membeli sebuah kalung perak untuk ibunya.

\_\_\_\_\_

8 Nenek suka membaca ceritera untuk cucunya.

\_\_\_\_\_

9 Dedi memanggil sebuah taksi untuk ibunya.

\_\_\_\_\_

10 Di restoran, Achi memesan makanan yang enak untuk Nicky.

\_\_\_\_\_

11 Budi ingin membeli sebuah hadiah untuk pacarnya.

\_\_\_\_\_

12 Para murid di kelas itu selalu menutup semua jendela untuk gurunya.

\_\_\_\_\_



**CB 7.16**








7.10

Nicky called at the Kantor Dinas Pariwisata in Jalan Malioboro and picked up this brochure. Read it and answer the questions on the following page.

## Yogyakarta—Kota Budaya

### Keraton

Ayo, berkunjung ke Keraton Ngayogyakarta Hadiningrat yang dibangun pada tahun 1756, dan yang sekarang digunakan sebagai tempat tinggal Sri Sultan Hamengku Buwono X serta keluarga beliau. Buka untuk umum setiap hari kecuali hari Selasa dan hari-hari besar, dari pukul 09.00 sampai pukul 15.00. Pada hari Minggu, mulai pukul 10.00 pagi, diadakan latihan menari di dalam salah satu pendopo keraton. Latihan ini populer sekali. Kalau mau melihat latihan itu sebaiknya datang sebelum pukul 09.30. Untuk masuk keraton tak perlu membayar, tetapi sumbangan kecil untuk perbaikan keraton diterima dengan ucapan terima kasih.



### Borobudur

Candi Borobudur terletak hanya empat puluh kilometer dari kota Yogyakarta. Setiap pengunjung ke kota Yogyakarta dianjurkan pergi melihat candi yang besar ini dengan mata sendiri. Candi yang dibangun pada abad ke 8 ini adalah candi Budha yang terbesar di dunia. Perjalanan dengan bus wisata diadakan setiap hari dan berangkat dari Kantor Dinas Pariwisata di Jalan Malioboro. Perjalanan itu berangkat pukul 08.30 dan kembali ke kota pada pukul 13.00. Perlu memesan tempat satu hari sebelumnya.

Ongkos perjalanan itu Rp75.000 seorang, termasuk ongkos masuk candi.

Untuk memesan tempat harap menelepon Kantor Dinas Pariwisata dengan nomor telepon 872450.



### Prambanan

Candi Prambanan yang juga terkenal dengan nama Candi Loro Jonggrang terletak hanya lima belas kilometer di sebelah timur dari kota Yogyakarta. Ini sebuah kompleks candi Hindu yang sangat besar. Pada dinding candi itu terdapat ukiran-ukiran batu yang halus dan menarik. Menurut banyak orang Candi Prambanan adalah candi kuno yang paling indah di pulau Jawa. Karena tidak begitu jauh dari kota Yogyakarta para turis bisa ke sana naik taksi dari pusat kota. Candi itu buka setiap hari dari pukul 08.00 sampai 17.00. Ongkos masuk kompleks candi Rp25.000.

Ada pula perjalanan dengan bus wisata dari Kantor Dinas Pariwisata, berangkat pukul 13.30 dan kembali ke kota pukul 16.00. Ongkos perjalanan itu Rp45.000 termasuk ongkos masuk candi. Biasanya tidak perlu memesan tempat dahulu.

### Perjalanan Kota

Setiap hari diadakan perjalanan ke tempat-tempat di kota dengan bus wisata. Tempat yang dikunjungi termasuk keraton, pabrik batik, Kota Gede, Pasar Ngasem dll. Bus wisata itu berangkat dari Kantor Dinas Pariwisata pada pukul 09.00 dan perjalanan itu makan waktu empat jam. Ongkosnya Rp40.000 seorang.

## Pertanyaan

1 Siapa yang tinggal di keraton di kota Yogyakarta?

---

2 Pada hari-hari apa keraton itu tutup?

---

3 Biasanya keraton itu buka berapa jam sehari?

---

4 Apa yang diadakan di keraton itu pada hari Minggu pagi?

---

5 Apa kita harus membayar untuk masuk keraton itu?

---

6 Perjalanan wisata ke Candi Borobudur dan kembali ke kota makan waktu berapa jam?

---

7 Kenapa orang perlu menelepon Kantor Dinas Pariwisata kalau mau ikut perjalanan ke Borobudur?

---

8 Pada hari-hari apa perjalanan ke Borobudur dengan bus wisata itu diadakan?

---

9 Candi Prambanan juga disebut apa?

---

10 Bagaimana kesan banyak orang tentang Candi Prambanan?

---

11 Berapa jauh dari pusat kota Yogyakarta ke Candi Prambanan?

---

12 Perlukah kita memesan tempat dahulu kalau mau ikut perjalanan ke Candi Prambanan dengan bus wisata?

---

13 Tempat-tempat apa yang dikunjungi dengan 'Perjalanan Kota'?

---

14 Kalau ikut 'Perjalanan Kota' dengan bus wisata, pukul berapa bus itu kembali ke pusat kota?

---

15 What do you think the heading **Yogyakarta—Kota Budaya** might mean? Think about the word **Budaya**. Where have you seen it used before in a slightly different form?

---

## 7.12 Pilihlah jawaban yang tepat

Kalau sudah selesai, dengarkanlah CD untuk memeriksa jawaban Anda.




- 1 Seorang \_\_\_\_\_ keraton memperlihatkan keraton kepada kami.  
a tukang                      b ahli                      c pegawai
- 2 Keraton itu \_\_\_\_\_ pada tahun 1756.  
a membangun              b membangunkan              c dibangun
- 3 Sebaiknya Anda \_\_\_\_\_ tempat dahulu karena kereta api itu selalu penuh sesak.  
a membeli                      b memesan                      c membaca
- 4 Buah yang berwarna kuning dan berbentuk bintang itu \_\_\_\_\_ apa?  
a disebut                      b memanggil                      c digunakan
- 5 Saya mau membeli kartu pos sebagai \_\_\_\_\_ dari kota ini.  
a kadang-kadang              b kenang-kenangan              c bermacam-macam
- 6 Andong dan becak \_\_\_\_\_ angkutan wisata.  
a dianggap                      b dibangun                      c dibayar
- 7 Apa yang kamu \_\_\_\_\_ pada hari Sabtu yang lalu?  
a lakukan                      b melakukan                      c dilakukan
- 8 Bisakah Anda \_\_\_\_\_ restoran yang baik di daerah ini?  
a mengatakan                      b menyiapkan                      c menyarankan
- 9 \_\_\_\_\_ saya pulang sekarang, Bu?  
a sudahkan                      b bolehkah                      c pernahkah
- 10 Apa yang \_\_\_\_\_ oleh anak-anak itu?  
a kerjakan                      b dikerjakan                      c lakukan



## 7.13 Candi Mendut

Read or listen to the passage about Candi Mendut, then answer the questions. You will find new words in this activity, but remember, being able to make an educated guess at the meaning is the sign of a good language learner.

Candi Mendut adalah sebuah candi kuno yang terletak tidak begitu jauh dari Candi Borobudur. Kalau pergi ke Candi Borobudur naik bus, atau naik mobil, Anda pasti akan lewat Candi Mendut karena candi itu terletak hanya lima puluh meter dari tepi jalan. Walaupun demikian, banyak orang yang tidak berhenti di Candi Mendut. Mereka sama sekali tidak sabar singgah di candi itu karena mereka tergesa-gesa ingin ke Candi Borobudur, atau ingin kembali ke kota Yogyakarta sesudah berkunjung ke Candi Borobudur.



Tetapi kami menyarankan agar Anda singgah di Candi Mendut sebelum pergi ke Candi Borobudur karena Candi Mendut juga menarik sekali. Candi Mendut jauh lebih kecil baik daripada Candi Borobudur maupun daripada Candi Prambanan. Candi itu berbentuk kubus dan didirikan pada abad kedelapan. Di dinding candi itu terdapat ukiran-ukiran batu yang bagus sekali.

Di Candi Mendut ada sebuah ruang yang bisa kita masuki. Kalau naik tangga di depan candi itu kita akan sampai di pintu sebuah ruang. Lebar dan panjangnya ruang itu kira-kira lima meter sedangkan tingginya kira-kira enam meter. Di dalam ruang itu ada sebuah patung Budha yang sedang duduk. Tinggi patung itu kira-kira lima meter.

Di halaman depan candi itu terdapat sebuah pohon beringin yang besar dan tua sekali. Dulu, orang Budha yang pergi ke Candi Mendut untuk bersembahyang duduk di bawah pohon itu sambil bersemadi.



7.8  
Dengarkanlah!



## Pertanyaan

1 Naik apa kita bisa pergi ke Candi Mendut dari kota Yogyakarta?

---

2 Candi Mendut adalah candi agama apa?

---

3 Bagaimana bentuk candi itu?

---

4 Kapan candi itu dibangun?

---

5 Candi Mendut terletak di mana?

---

6 Mengapa banyak orang tidak mengunjungi Candi Mendut?

---

7 Berapa besar Candi Mendut kalau dibandingkan dengan Candi Borobudur atau Candi Prambanan?

---

8 Apa yang terdapat pada dinding candi itu?

---

9 Apakah kita bisa masuk ke dalam candi itu?

---

10 Apa yang terdapat di dalam candi itu?

---

11 Berapa tinggi patung Budha yang terdapat di Candi Mendut?

---

12 Apa yang terdapat di halaman depan candi itu?

---

### Selesaikanlah!

Complete the blank speech bubble in each picture with words which are appropriate. Consider the description below each picture and what the other person is saying before you fill in the speech bubble.


Nicky and Achi are making a day trip to the Dieng Plateau to see the ancient temples there.




Nicky wants to know how long the journey will take.



Achi says that they have to use a small bus because the road is so narrow.



Nicky is astonished by the size of the volcano and the beautiful scenery.



Achi says that they have now arrived at the Dieng temples.



Nicky wants to know how many temples there are here.



Nicky asks whether these temples are older than Borobudur.