

## Learning outcomes

### Communicative

- ☒ To be able to ask 'with whom' something was done
- ☒ To be able to indicate 'when', both in referring to a point in the past and a point in the future
- ☒ To be able to ask and say where things and people come from
- ☒ To be able to use plural forms of address appropriately
- ☒ To be able to read a menu from an Indonesian restaurant
- ☒ To be able to order a meal in a restaurant
- ☒ To be able to express disappointment
- ☒ To be able to make alternative choices, when chosen dishes are not available
- ☒ To be able to talk about likes, dislikes and favourites when referring to food and drink
- ☒ To be able to recognise and to use some *ke-an* verb forms
- ☒ To be able to express your opinion
- ☒ To gain an understanding of simple verbs without prefixes
- ☒ To be able to deal with confusion
- ☒ To be able to indicate present tense
- ☒ To be able to ask for the bill
- ☒ To be able to read an extended passage of several paragraphs concerning food and restaurants

### Cultural

- ☒ To understand a little about dining etiquette in an Indonesian context
- ☒ To understand a little about the diverse cuisines from different parts of Indonesia

### Informational

- ☒ To become familiar with some Indonesian recipes, and perhaps try to cook some of them
- ☒ To gain an understanding of the types of restaurants available in Indonesian cities

3.1  
Dengarkanlah!

3.1 Di restoran 'Pesta Perak'

Achi and Nicky have decided to have lunch at the Pesta Perak restaurant. Achi's friend Budi is also going along.

AB 3.1, 3.2, 3.3





Lebih baik  
coba sedikit  
dulu, Nik'.



Aduh! Mulut  
saya  
kepedasan!



Aduh! Saya  
perlu minum!  
Minta air putih ...  
cepat!



Ha-ha-ha! Suka  
masakan pedas,  
ya?

Ha-ha-ha!



Orang yang belum biasa  
makan sambal sering  
kepedasan.



Ya, lain kali  
lebih baik Nicky  
coba sedikit saja.

## 3.2 Asking 'with whom?'

To ask somebody who they did something with, or perhaps who they went somewhere with, you don't need any new words. Just use the phrase *dengan siapa?*

### Contoh

- 1 Ibu: Nicky, kamu ke restoran dengan siapa kemarin?  
Nicky: Dengan Achi dan Budi, Bu. Kami pergi ke restoran Pesta Perak. Enak sekali masakan di sana!
- 2 Achi: Dengan siapa Nicky pergi ke pasar Beringharjo tadi pagi?  
Nicky: Saya pergi sendirian saja.  
Achi: Kalau pergi sendirian saja, kamu harus hati-hati.  
Nicky: Kenapa?  
Achi: Karena di sana kadang-kadang ada pencopet.

## 3.3 Indicating 'when'

We have seen the question word used to ask 'when'. Do you remember we learnt to use the question word **kapan** for this purpose in Section 2.7? However, **kapan** is only a question word, so if you want to use the word 'when' in a sentence which is not a question, you will need other words.

### When indicating a point in the past

If you want to say 'when' and you are referring to a point in the past, use the word **ketika**.

### Contoh

- 1 Dulu, ketika saya tinggal di kota Jakarta, saya sering makan di restoran dekat pantai Ancol.
- 2 Saya mulai belajar bermain piano ketika berumur sepuluh tahun saja.
- 3 Kemarin, ketika pergi ke pusat kota, Nicky dan Achi makan di restoran McDonald's.

Another phrase used to refer to a point in the past is **pada waktu**.

### Contoh

- 1 Pada waktu tiba di stasiun Tugu di kota Yogyakarta, Nicky dijemput oleh Achi.
- 2 Pada waktu tinggal di kota Sydney, Nicky belajar bahasa Indonesia di sekolah dengan temannya Sally, Matt dan Gino.

### When indicating a point in the future

When referring to a point in the future, probably the most common word used by Indonesians is **kalau**. You have seen this word before, meaning 'if'. However, when referring to something that hasn't happened yet, Indonesians seem to make little, if any, distinction between 'if' and 'when'.

## Contoh

Nanti malam, kalau kita ke restoran, marilah kita pergi naik becak.

Kalau penjual sate lewat rumah kita nanti sore, Ibu akan membeli sate campur untuk makan malam.

Besok, kalau makan di restoran Pesta Perak, saya akan memesan gado-gado dengan ayam goreng.

Another word used as 'when' to indicate a point in the future is *bila*.

## Contoh

1. Bila berumur delapan belas saya mau masuk universitas.

2. Bila sudah selesai sekolah, Achi mau bekerja sebagai juru masak di restoran yang bagus sekali.



## 3.4

### Email dari Bu Simpson

AB 3.7

Nicky has received a short email from Bu Simpson, her Indonesian teacher in Australia. Bu Simpson is going to try to teach her Indonesian class, including Matt, to cook Indonesian food! Brave lady! Read the email below and see in what ways Bu Simpson has asked Nicky to help.

Hai Nicky!  
Kamu masih ingat ...

## email-Nicky Gardner

**From:** Ibu Simpson<simpa@bigpond.com>

**To:** Nicky Gardner<nickyg@hotmail.com>

**Sent:** Senin, 31 Mei, 10.30

**Subject:** Masakan Indonesia

Hai Nicky! Kamu masih ingat gurumu di Australia, bukan? Mudah-mudahan Nicky sehat-sehat dan senang di Indonesia. Di sini, Ibu akan mulai mengajar kelas bahasa Indonesia caranya memasak masakan Indonesia. Mudah-mudahan Matt tidak akan nakal di dapur! Kalau tidak terlalu mengganggu, saya minta bantuan Nicky juga. Kalau bisa, tolong Nicky kirimkan informasi tentang bermacam-macam masakan Indonesia, foto beberapa restoran, beberapa resep, dan mungkin sebuah daftar makanan dari sebuah restoran Indonesia.

Kami juga tertarik akan restoran Padang. Ibu dengar katanya, masakan Padang pedas sekali, tetapi Ibu sendiri belum pernah makan di restoran Padang. Apa Nicky sudah makan di restoran Padang?

Kalau Nicky bisa mengirimkan informasi itu, Ibu dengan teman-temanmu di kelas akan sangat senang.

Salam dari gurumu,

*Bu Simpson*





sendok	spoon	ketika	when (in the past)
pisau	knife	kalau	when/if (in the future)
garpu	fork	bila	when (in the future)
dianggap	considered to be ...	memesan	to order/place an order
kurang sopan	impolite	daftar makanan	menu
kepedasan	burning because of the spicy taste of food	resep	recipe(s)
rumah makan	cheaper style restaurant	api	fire
mengajar	to teach	sendirian	alone/by oneself
cara	way/method of doing things	pencopet	a pickpocket
memasak	to cook		



<i>Itu kebiasaan saya.</i>	<i>That's a habit of mine.</i>
<i>lebih baik ...</i>	<i>It would be better if ...</i>
<i>Coba sedikit dulu.</i>	<i>Try a little first.</i>
<i>(Dia) belum biasa ...</i>	<i>(He's) not used to ...</i>
<i>lain kali</i>	<i>another time/next time</i>
<i>Saya pergi sendirian saja.</i>	<i>I went by myself (alone).</i>
<i>Kalau tidak terlalu mengganggu ...</i>	<i>If it is not too much trouble ...</i>



## 3.5 Tempat makan di Indonesia

### Rumah makan atau restoran?

The two terms **rumah makan** and **restoran** are both commonly used in Indonesian. Generally speaking, a **rumah makan** tends to be a cheaper style restaurant. The term **restoran** is usually reserved for more expensive restaurants.

### Rumah makan Cina atau restoran Cina

Quite a lot of Chinese restaurants are to be found in Indonesia. Moslems tend to be wary of Chinese restaurants. While the majority of Indonesian Moslems would satisfy themselves by simply not ordering any dishes containing pork, the truly devout Moslems tend to avoid Chinese restaurants altogether. This is because they know that pork is present in the kitchen, that the cooking utensils would have come in contact with pork, and that it is likely that pork by-products, such as lard, may have been used in the cooking process.

## Rumah makan Padang atau restoran Padang

Padang is the capital of West Sumatra. The Minangkabau people who come from that area have a distinct style of cooking which is very spicy. It is also much enjoyed by people in other parts of Indonesia, particularly in Java. It is not uncommon, therefore, to see Rumah Makan Padang or Restoran Padang in towns and cities in Java. Sometimes these restaurants are called Rumah Makan Minang or Restoran Minang. The method of ordering in a Padang or Minang restaurant is also quite unique. You will read about that a little later in an email from Nicky.



## Makanan cepat saji

Fast-food chains of restaurants are moving into Indonesia, as they have in most countries. McDonald's, Pizza Hut and KFC restaurants are now quite common and very popular in the larger cities, along with other fast-food outlets, such as Burger King and Carolina Chicken.



3.6

## Asking and saying where things (and people) come from

AB 3.9

To say where somebody or something comes from, meaning where they originate from, use the phrase **berasal dari**.

### Contoh

- 1 Tetangga kami adalah orang Minangkabau. Mereka berasal dari kota Bukit Tinggi di propinsi Sumatra Barat. Mereka memiliki sebuah rumah makan Padang di pusat kota.
- 2 Pemilik restoran itu berasal dari kota Surabaya.

When you want to ask where somebody or something comes from, use the phrase **berasal dari mana?**

### Contoh

- 1 Bapak Sudarmo: Nicky, kamu berasal dari mana?  
Nicky: Saya berasal dari kota Sydney, di Australia, Pak, tetapi sekarang tinggal dengan ibu dan bapak saya di kota Jakarta.
- 2 Pak Ari: Achi, kamu berasal dari mana?  
Achi: Saya berasal dari kota Yogyakarta, Pak. Saya orang asli Yogya. Saya lahir di sini.



### 3.7

## Kamu berasal dari mana?

Speak to every person in the class, including the teacher, and ask where they come from. Remember to use the correct form of address when speaking to your teacher. Try to find people who come from places other than your own town or city. Make notes in your exercise book, then write a sentence about each of those people, saying where they come from.

### Contoh

- 1 Michael berasal dari kota Albury.
- 2 Stephanie berasal dari kota Newcastle.
- 3 Ibu Thompson berasal dari kota Cairns.



### 3.8

## Plural forms of address

In *Keren! 1*, one of the first things we learnt was how to choose the correct form of address, depending on who you are speaking to (*Keren! 1* CB 1.6). When you are speaking to a group of two or more people, however, you will need to use a plural form of address.

### Saudara-saudara


The pronoun **Saudara** is quite formal, and not used as commonly as it once was. However, it is still acceptable in polite and formal speech. **Saudara** can be made plural by simple reduplication. So if you are speaking to a group of people who you would normally address as **Saudara**, you can simply use **Saudara-saudara**.

### Sekalian

**Sekalian** means 'all of you' or 'all of them'. It is used in conjunction with other pronouns; for example, **Saudara sekalian**, **Anda sekalian** and **kamu sekalian**.

### Contoh

- 1 Anda sekalian berasal dari mana?
- 2 Saudara sekalian orang asli Yogyakarta, bukan?
- 3 Kamu sekalian sudah makan?



**Always!**

You cannot use the reduplicated form with **Anda** or **kamu**. That is, you cannot say **Anda-anda** or **kamu-kamu**. With these pronouns, you must use **sekalian**.

Bagaimana kalian sekarang? Sudah siap memesan?



### Kalian

**Kalian** is, of course, derived from the same source as **sekalian**. Unlike **sekalian**, however, **kalian** is used independently and not in conjunction with pronouns. It is in popular use, especially when speaking to mixed groups, because it avoids the necessity of being either too formal (**Saudara sekalian** or **Anda sekalian**) or too intimate (**kamu sekalian**). It is often used when speaking to younger people.



Even though you will find new words on a menu, you will be surprised at how much of it you can understand by now. Have a look at the menu shown here from the Arjuna restaurant. Your teacher will help you with any names of dishes which you might not fully understand. A little later in this topic, you will find the recipes for some of these dishes. Perhaps you would like to cook some of them at home, or perhaps your teacher might help you cook some of them in class.

<i>Restoran Arjuna</i>	
<b>Daftar Makanan</b>	
<i>Nasi</i>	
nasi putih	Rp1.000
nasi kuning	Rp1.500
nasi ayam	Rp2.500
nasi campur	Rp2.800
nasi goreng	Rp3.000
<i>Daging</i>	
sate ayam	Rp10.500
sate kambing	Rp10.000
sate sapi	Rp12.000
sate campur	Rp15.000
ayam goreng	Rp17.500
ikan goreng	Rp12.500
<i>Sayuran</i>	
gado-gado	Rp8.500
sayur lodeh	Rp6.000
sayur asam	Rp5.500
<i>Minuman</i>	
air jeruk	Rp3.500
sari buah (mangga/nenas)	Rp4.000
air putih	Rp1.800
es kelapa muda	Rp4.200
teh panas	Rp3.000
kopi	Rp3.000
Restoran Arjuna, Jl Solo, Yogyakarta.	
Buka setiap hari jam 10.00 pagi sampai jam 10.00 malam	

Restaurants specialising in Indonesian food are popular all around the world. Would you like to visit some of them and look at their menus? Many of them have the names of the Indonesian dishes on the menu, followed by a short description in English. You can visit a number of Indonesian restaurants by going to Internet sites listed on the *Keren! 2* Companion Website at [www.longman.com.au/cw](http://www.longman.com.au/cw).



### 3.10 Ordering in a restaurant

In *Keren! 1* (CB 2.17) we learnt how to ask for something by using the word *minta*. You can do that in a restaurant as well.

#### Contoh

- 1 Minta seporsi gado-gado.
- 2 Minta seporsi nasi goreng.
- 3 Minta segelas air putih.

When ordering in a restaurant, however, especially when ordering for a group, Indonesians tend to abbreviate their request into a list, just as we would in English: one fried rice, one chicken *sate*, one beef *rendang*, and so on. In Indonesian, do it this way:

Satu sate ayam, satu gado-gado, satu bakmi goreng, tiga nasi putih, dan tiga teh panas. Terima kasih.

### 3.11 'Sorry, there's none left'

Perhaps you will order something of which there is none left. This is not uncommon in the cheaper *rumah makan*. The waiter will almost certainly use the phrase *sudah habis*.

#### Contoh

Nina: Minta satu ayam goreng, satu ikan goreng, dan satu nasi putih.  
Terima kasih.

Pelayan: Maaf, nona. Ayam goreng sudah habis.

You can also use this phrase to say that you have run out of something. It doesn't need to be used only in the context of food.

#### Contoh

- 1 Uang saya sudah habis.
- 2 Film dalam kamera saya sudah habis.

### 3.12 'Maaf, sudah habis'

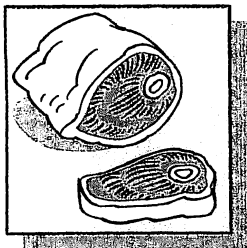
The phrase *maaf sudah habis* (*habis* is sometimes pronounced somewhat colloquially without the *h*, as *abis*) is very common in the cheaper Indonesian restaurants. One sometimes wonders whether the menu is nothing more than a list of dishes which they think customers expect to see on the menu, or perhaps a wish-list of dishes that they would like to be able to cook. Just keep working through the menu. You're sure to find something which is not yet *habis*.

3.13


# Kamu suka makan dan minum apa?

AB 3.12


You have already learnt the words for a variety of tropical fruits (*Keren! 1 CB 4.30*). Look at the pictures below and learn the words for these items of food and drink. Some of them will be new. Some will be revision of words which you have seen.



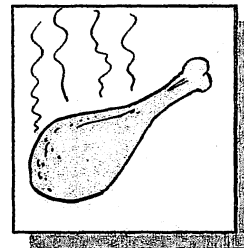
daging




ikan




ayam panggang




ayam goreng



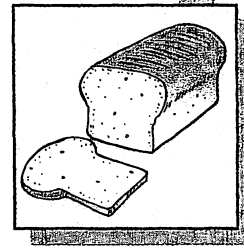
sate



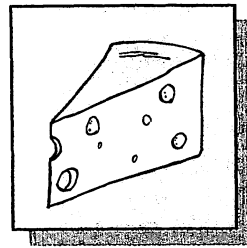
nasi



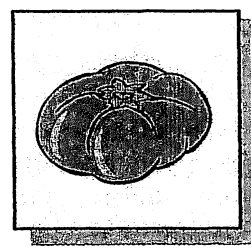
telur




roti




keju



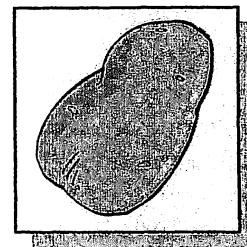
tomat




kol



wortel




kentang




kentang goreng




teh




kopi



air jeruk



susu



es krim



Dengarkanlah!



AB 3.13

3.14

## Email dari Nicky

Nicky called into the warung internet to send Bu Simpson the information that she had asked for about restaurants. The pictures she attached, with their captions, are shown on the opposite page.

### email—Ibu Simpson

**From:** Nicky Gardner<nickyg@hotmail.com>

**To:** Ibu Simpson<simpa@bigpond.com>

**Sent:** Selasa, 8 Juni, 09.30

**Subject:** Re: Masakan Indonesia

**Attachment:** rmpadang.jpg, rmpadang2.jpg, masakanpadang.jpg, pelayanpadang.jpg

Hai Bu! Salam dari kota Yogyakarta. Tentu saja saya masih ingat guru kesayangan saya di Australia. Bagaimana teman-teman saya di kelas bahasa Indonesia, Matt, Gino, dan Sally? Tolong beritahu mereka bahwa mereka malas sekali karena sudah lama Nicky belum menerima email atau surat dari mereka! Dan kalau Ibu mau mengajar mereka memasak, khususnya Matt, Ibu memang berani sekali, atau gila!

Ibu baru bertanya tentang jenis masakan di sini. Wah, banyak sekali, Bu! Di sini terdapat restoran Jawa, restoran Bali, restoran Cina, dan restoran Padang. Tentu saja ada pula cukup banyak restoran makanan cepat saji seperti Makka's, KFC, Pizza Hut dan lain-lain. Ada satu jenis masakan khas Yogyakarta. Gudeg, namanya. Gudeg adalah sejenis masakan yang dibuat dari buah nangka dengan bumbu-bumbu dan santan. Sebenarnya, Nicky tidak begitu suka makan gudeg, tetapi orang asli Yogyakarta sangat suka masakan itu.

Saya lebih suka masakan Indonesia lain, khususnya sate, bakmi goreng, bakso dan martabak. Masakan kesayangan saya adalah martabak. Masakan Padang juga enak sekali, tetapi untuk Nicky kadang-kadang terlalu pedas karena orang Padang banyak memakai bumbu-bumbu dan cabai kalau memasak. Cara memesan di restoran Padang juga berlainan. Sebenarnya, kami tidak perlu memesan apa-apa. Kalau duduk di restoran Padang, pelayan restoran itu akan membawa semua jenis masakan yang ada. Kami hanya makan makanan yang kami ingin. Kalau sudah selesai makan, pelayan datang lagi untuk menghitung apa yang sudah kami makan. Yang masih ada tidak perlu dibayar. Aneh, ya?

Minggu yang lalu, ketika kami makan di restoran Jawa di pusat kota, saya tambah terlalu banyak sambal. Aduh! Mulut saya kepedasan! Saya harus minum air putih dengan cepat. Tetapi sekarang saya tahu, kalau tambah sambal coba sedikit saja. Lebih baik Ibu juga memberitahu Matt bahwa kalau makan terlalu banyak sambal dia pasti akan kepedasan.

Bersama dengan ini saya mengirimkan beberapa foto. Hari ini saya mengirimkan dengan pos udara beberapa resep masakan Jawa dan masakan Padang. Saya juga akan mengirimkan daftar makanan dari sebuah restoran di pusat kota.

Salam buat Ibu dan teman-teman di sekolah. Mudah-mudahan Anda sekalian sehat-sehat dan senang. Dari murid kesayangan Ibu,



Ini sebuah rumah makan Padang di kota Yogyakarta.



Rumah makan Padang ini tidak begitu jauh dari rumah keluarga Sudarmo. Walaupun rumah makan ini kecil dan sederhana saja, masakan di sana enak sekali.



Jenis masakan di restoran Padang atau rumah makan Padang banyak sekali.



Seorang pelayan di restoran Padang membawa masakan ke meja tamu.



3.15

## Apa makanan kesayanganmu?

Work with a partner. Take it in turns to ask your partner what his/her favourite food is. You can also ask whether your partner likes other foods; for example, *Apa kamu juga suka makan ikan?* Draw on the list of foods shown on page 67 and ask about a range of foods and drinks. Don't forget the fruits which you learnt in *Keren! 1* (CB 4.30). When answering these questions, you can make use of the phrases you learnt (*Keren! 1* CB 3.23) for saying 'I like it', 'I really like it', 'I don't like it', 'I hate it', and so on.



Di daerah pusat kota selalu terdapat cukup banyak warung dan pedagang yang menjual makanan dengan harga yang murah sekali. Satu jenis makanan yang populer sekali adalah martabak. Budi dan Achi sangat suka pergi ke pusat kota untuk membeli martabak pada sore hari.

3.16

## Expressing disappointment

Perhaps what you ordered in the restaurant is **sudah habis**, or perhaps you will turn up to a restaurant to find that they are full. The way to express disappointment in these situations is with the word **sayang**. When you say this word, you have to make it sound like you are disappointed. Listen to and copy the intonation of your teacher's voice.

### Contoh

- 1 Pelayan: Maaf, Nona. Malam ini restoran kami penuh. Tidak ada meja kosong.  
Achi: Oh, sayang!
- 2 Nicky: Marilah kita makan di rumah makan Padang nanti malam.  
Dedi: Maaf, Nicky, saya tidak bisa. Malam ini saya harus bekerja.  
Nicky: Oh, sayang!

### 3.17

## Choosing an alternative

We saw that sometimes the dishes which you order in a restaurant might not be available. You might need to choose an alternative. Use the phrase *kalau begitu*.

### Contoh

Achi: Minta satu ayam goreng, satu gado-gado, dan tiga nasi putih.  
 Pelayan: Maaf Nona, ayam goreng sudah habis.  
 Achi: Sayang! Kalau begitu, minta satu porsi sate campur.

This phrase, also, does not need to be restricted to contexts dealing with food. In any situation where you need to choose an alternative, you can introduce it by saying *kalau begitu*.

### Contoh


Nicky: Achi, bagaimana kalau nanti sore kita ke Jalan Malioboro untuk berbelanja?  
 Achi: Maaf, Nicky. Hari ini saya harus membantu ibu di dapur.  
 Nicky: Kalau begitu, bagaimana kalau kita pergi pada malam hari, sesudah makan malam?  
 Achi: Baiklah. Saya akan minta Budi mengantarkan kita dengan mobil ayahnya.

memiliki	<i>to own</i>	penuhi	<i>full</i>
sekalian	<i>all (of you)</i>	kosong	<i>empty</i>
kalian	<i>all of you</i>	sayang!	<i>Oh, what a pity!</i>
porsi	<i>a portion/a serving</i>	malas	<i>lazy</i>
kamera	<i>camera</i>	berani	<i>brave</i>
keju	<i>cheese</i>	gila	<i>crazy</i>
ayam panggang	<i>roast chicken</i>	khas	<i>unique</i>
kol	<i>cabbage</i>	nangka	<i>jackfruit</i>
wortel	<i>carrot</i>	bumbu	<i>spice</i>
kentang	<i>potato</i>	santan	<i>coconut cream</i>
kentang goreng	<i>potato fries</i>	berlainan	<i>different</i>
jenis	<i>a kind of</i>	apa-apa	<i>anything</i>
martabak	<i>savoury pancake with meat filling</i>	menghitung	<i>to count</i>
dibayar	<i>to be paid</i>		





<i>berasal dari</i>	<i>to come (originally) from</i>
<i>Kamu berasal dari mana?</i>	<i>Where are you from?</i>
<i>Anda sekalian</i>	<i>all of you</i>
<i>kamu sekalian</i>	<i>all of you</i>
<i>saudara sekalian</i>	<i>all of you</i>
<i>kalian</i>	<i>all of you</i>
<i>Tidak ada meja kosong.</i>	<i>There are no vacant tables.</i>
<i>Oh, sayang!</i>	<i>Oh, what a pity!</i>
<i>kalau begitu</i>	<i>in that case</i>
<i>sudah lama</i>	<i>it has been a long time</i>
<i>makanan cepat saji</i>	<i>fast food</i>
<i>tidak perlu dibayar</i>	<i>doesn't need to be paid for</i>



**AB 3.14**

### 3.18 'Ke-an' verb forms

In the last topic (Section 2.15) you learnt to form abstract nouns by attaching the **ke-an** combination to some adjectives. Some verb forms can also be formed by using the **ke-an** combination.

#### 'Ke' + adjective + 'an'

Here it gets a little confusing, because you have seen that by attaching **ke-an** to some adjectives you can form abstract nouns. It follows then, that from the adjective **panas** (hot) we can create the word **kepanasan** (heat), and the opposites would be **dingin** (cold) and **kedinginan** (coldness). In fact, that is quite correct. **Kepanasan** can mean 'heat', and **kedinginan** can mean 'coldness'. Others which might fit in this pattern are as follows.

<b>takut</b>	<i>frightened</i>	<b>ketakutan</b>	<i>fear</i>
<b>lapar</b>	<i>hungry</i>	<b>kelaparan</b>	<i>hunger</i>
<b>haus</b>	<i>thirsty</i>	<b>kehausan</b>	<i>thirst</i>


However, in this section we set out to show you how to form verbs, rather than nouns, by attaching **ke-an** to adjectives. The confusing thing is that these words, and some others, can also serve as verbs. Whether they are abstract nouns or verbs will usually be clear by the context of the sentence. When these **ke-an** words follow the name of a person, or a pronoun, they mean 'to be suffering intensely from the condition expressed in the stem word'.

#### Contoh

- 1 **Anak-anak yang tinggal di jalan itu kedinginan.**  
Those homeless children are freezing. (They are suffering severely from the cold.)
- 2 **Keluarga miskin itu kelaparan.**  
That poor family is starving. (They are suffering from extreme hunger.)
- 3 **Karena hari ini panas sekali, kami kehausan.**  
Because it's so hot today, we are suffering from thirst.
- 4 **Wanita yang tua itu kepanasan.**  
That old lady is suffering from the heat.
- 5 **Bu Simpson marah karena Matt sangat nakal. Matt sekarang ketakutan.**  
Ms Simpson is angry because Matt has been very naughty. Now Matt is really afraid.



Look at two more examples depicted in these illustrations.



Ibu Sudarmo sedang keujanan. Kasihan!



Nicky kepedasan karena makan terlalu banyak sambal.

## 'Ke-an' verb forms followed by a noun

Some **ke-an** verb forms are normally followed by nouns. Often these are formed from stem words which are verbs in their own right. When this happens, they take on the meaning 'suffering because the object (noun) following has been affected by the action in the verb stem word'. If that sounds a little confusing, think of a couple that we have already seen.


### Contoh

- 1 Dia kecurian sepedanya.  
He is suffering because the object (his *sepeda*) has been stolen (*curi*).  
When translating this, we would just say: He has had his bicycle stolen.
- 2 Saya kehilangan anjing saya.  
I am suffering because the object (my *anjing*) has been lost (*hilang*).  
Translation: I have lost my dog.

Again, look at the further examples depicted in these illustrations.




Kasihan! Bapak itu kecopetan dompetnya.



Mobil Pak Darmo kehabisan bensin.

- 1 The number of **ke-an** verb forms is limited. You must learn each one as you encounter it. Don't just think that you can make up your own by adding **ke-an** to verbs and adjectives.
- 2 Whenever you see a **ke-an** word from now on, if you don't know what it means, have a close look at the stem word and see if you can recognise that. If you can, you probably can take a pretty good guess at the meaning of the **ke-an** word.



### 3.19

## Kopi hitam dan kopi putih

In an Indonesian restaurant or an Indonesian home, if you were to ask for 'white coffee' or 'black coffee', you could expect a certain amount of confusion. Indonesians know, as well as anybody else, that all coffee is a dark brown colour! They have never heard of 'white coffee' or 'black coffee'. They do know about *kopi pahit* (coffee without milk or sugar), *kopi susu* (coffee with milk) and *kopi tubruk* (the Javanese style of coffee commonly served in Indonesian homes). *Kopi tubruk* is a strange drink indeed. It is very strong, black, gritty, and often a mixture of fluid and solid. Gritty particles might get stuck between your teeth, and you will probably have a brown smudge on your upper lip after drinking it. Usually you will find a centimetre of sediment which has settled in the bottom of the glass. Yes, coffee is usually served in a glass rather than a cup, often with a small aluminium saucepan-type lid to keep it hot while waiting for the sediment to settle. *Kopi tubruk* is, to say the least, an acquired taste.

### 3.20

## Expressing your opinion

At times, you will want to tell people what you think about a particular subject. There are a number of ways of doing this.

### 'In my opinion ...'

To commence by saying 'In my opinion, ...' there are a number of phrases which you can use. You can say *menurut pendapat saya*, or *pada pendapat saya*, or *menurut hemat saya*, or *pada hemat saya*.

*Pada pendapat saya makanan asli Indonesia lebih baik daripada makanan cepat saji seperti McDonald's, KFC dan lain-lain.*



### Contoh

- 1 Menurut pendapat saya restoran Pesta Perak adalah restoran yang paling enak di kota Yogyakarta.
- 2 Pada hemat saya, masakan Jawa lebih enak daripada masakan Padang.

### 'I think ...'

To say 'I think ...', use the phrase *Saya kira ...*

### Contoh

- 1 Saya kira masakan ini terlalu pedas untuk Anda.
- 2 Saya kira dia ingin menjadi juru masak di restoran yang baik.
- 3 Saya kira pemilik restoran itu berasal dari Jawa Timur.

### 'I don't think ...'

This is where it becomes a little tricky, because to say 'I don't think that ...' you must first begin in a positive way by saying 'I do think ...', then add the negative qualifier. For example, rather than saying 'I don't think that the food at that restaurant is very good', you must say 'I think that the food at that restaurant is not very good'.

### Awas!

If you start by saying *Saya tidak kira ...*, the Indonesian listener will take it quite literally, and what you have said is 'I don't think.' full stop!



### Contoh

- 1 Saya kira masakan di restoran ini kurang enak.
- 2 Saya kira Anda tidak akan suka masakan ini karena terlalu pedas.
- 3 Saya kira restoran itu tidak buka pada hari Senin.

### 3.21

## Kenalkan, ini restoran saya!

Design a brochure and menu for your own Indonesian restaurant. Create a fold-out brochure which shows the name, address and telephone number of your restaurant on the front cover, and the menu inside. Make sure that your menu includes not only the food dishes, but also hot and cold drinks, and desserts. Design a logo for your restaurant to make the front cover very interesting and attractive. You can draw the design, or use something cut from a magazine, or you can design the whole brochure on the computer. List as many Indonesian dishes as you can.



### 3.22

## Verbs: An introduction

In this topic (Section 3.18) you have already seen some **ke-an** verb forms, but you will remember that the number of verbs in the **ke-an** form is really quite limited.

The majority of Indonesian verbs fit into four major groups.

### Verbs with the 'ber-' prefix

berbelanja      berjalan      bercakap-cakap

### Verbs with the 'me-' prefix

membeli      memesan      mengantarkan

### Verbs with the 'di-' prefix

dijemput      dibayar      digunakan

### Common verbs used in stem word form, without prefix

makan      minum      duduk

As we work through the rest of this course, we will take time to look at each of these categories in turn. We will commence by looking at the common verbs without prefixes.



## Verbs without prefixes

There are about seventy common verbs which do not have a prefix in their simple form. Mostly they are verbs relating to everyday human activities: sleep, go, come, sit, enter, and so on. Listed below are some of the common verbs without prefixes which we have already seen. Take this opportunity to revise them.

antri	ingin	mau	suka	bangun	kira
minum	tahu	benci	lupa	minta	tidur
datang	makan	mulai	tinggal	duduk	mandi
pergi	ikut	masuk	pulang		

3.23

## Dealing with confusion

Sometimes confusion occurs because we are not sure what people mean. Perhaps you will need to ask people what they mean, or perhaps you will have to clarify your own intentions. Shown below are some language functions to help us deal with this situation.

### 'What do you mean?'

To ask people what they mean, we can use the question **Apa maksud Anda?** Of course, if it is somebody that you know very well, you can say **Apa maksudmu?**

#### Contoh

- Nicky: Saya sangat suka masakan yang terbuat dari telur dan daging itu.  
Achi: Maaf, apa maksud Nicky?  
Nicky: Itu, yang kami makan kemarin di warung.  
Achi: Oh, itu. Namanya martabak. Ya, enak sekali!

Maksud saya, Nicky tunggu di sini saja. Saya akan pergi menelepon Budi. Budi akan datang mengantarkan kita ke restoran dengan mobil ayahnya.

Maaf, Achi. Saya tidak mengerti. Apa maksudmu?



### 'Do you mean ...?'

If you think you know what the other person means, but want to check, use the rhetorical question structure with question tag **bukan**, which we have already learnt (*Keren! 1 CB 3.11*). To ask 'Do you mean ...?', structure your question like this:

**Maksud Anda ..., bukan?**

#### Contoh

- Nicky: Minta tiga ayam goreng, Bu.  
Pelayan: Ummm, maksud Anda ayam goreng untuk tiga orang, bukan?  
Nicky: Ya, benar.  
Pelayan: Baiklah!

### 'What I mean is ...'

To clarify what you are saying, use the phrase **Maksud saya, ...**

#### Contoh

- Nicky: Minta segelas kopi hitam, Bu.  
Pelayan: Maaf, nona. Kopi hitam? Saya tidak mengerti.  
Nicky: Maksud saya, kopi tanpa susu dan tanpa gula.  
Pelayan: Oh, begitu! Kopi pahit.

3.24

## Di restoran

Work in small groups of about four to develop a role play set in a restaurant. One of you should be the *pelayan*, and the others are a group of guests at the restaurant. The *pelayan* should welcome the group at the door, show them to their table, and invite them to sit down. The *pelayan* could ask the people where they come from, and then ask if they are ready to order. Make sure that you use the language functions we have learnt for using plural forms of address, ordering your meal, dealing with confusion and clarifying what you mean, saying that something is not available on the menu tonight, expressing disappointment, and choosing an alternative. Learn your role play and be prepared to act it out in front of the class.

<i>pada pendapat saya</i>	<i>in my opinion</i>
<i>pada hemat saya</i>	<i>in my opinion</i>
<i>menurut pendapat saya</i>	<i>in my opinion</i>
<i>menurut hemat saya</i>	<i>in my opinion</i>
<i>Saya kira ...</i>	<i>I think ...</i>
<i>Saya kira, tidak ...</i>	<i>I don't think ...</i>
<i>Maksud saya ...</i>	<i>What I mean is ...</i>
<i>Apa maksud Anda?</i>	<i>What do you mean?</i>
<i>Boleh minta bonnya?</i>	<i>May I have the bill?</i>

3.25


## Memasak untuk keluarga Anda

Plan, prepare and serve an Indonesian meal to your family, and then write a report on the success or otherwise of the project.

Your report should include the following.

- a menu outlining your choice of dishes. Unless you are vegetarian, you need to cook at least one meat dish, one vegetable dish and one rice dish. If you are vegetarian, you need to cook at least two different vegetable dishes and a rice dish.
- the recipes which you use
- an invitation to 'Your Restaurant', written in both Indonesian and English
- a report on the proceedings in English, commenting on your research for the recipes, purchasing the ingredients, the preparation process, the cooking process, things which you found difficult to manage, eating the meal, and the cleaning up
- a brief signed report from those who shared the meal with you
- photographs or video of the preparation, cooking, eating and cleaning up

You will need to plan your menu and your work schedule. Set the table, remembering that Indonesians eat with a fork and spoon. Try to find a piece of batik cloth for the tablecloth, and remember that all dishes are served to the table at the same time and the guests serve themselves from serving dishes.





326

## Indicating present tense

In earlier topics, you learnt how to indicate future tense and past tense. You will remember that verbs do not change their form for the purpose of indicating tense, and that tense is usually determined by the context of the sentence. The same is true of present tense. When we speak about the present tense, we mean that the action or activity implied in the verb is happening right now, at this particular point in time.

The most common way of indicating present tense in Indonesian is to use the word **sedang** before the verb. We have seen this use of **sedang** before (*Keren! 1 CB 2.7*). As we have been looking at tenses, this is a good opportunity to revise it.



Achi dan Budi sedang makan martabak.



Ibu Kusnadi sedang menjual kue dan donat di warungnya.



Untuk makan siang, Achi dan Nicky sedang membeli bakso dari seorang pedagang kaki lima.



Mereka sedang bercakap-cakap di restoran sebelum mulai makan.



ketakutan

*suffering from fear*

warung makan

*cheap eating stall*

kelaparan

*suffering from hunger*

kopi pahit

*bitter/black coffee*

kehausan

*suffering from thirst*

kopi susu

*coffee with milk*

keedinginan

*suffering from cold*

kopi tubruk

*Javanese-style coffee*

kepanasan

*suffering from heat*

pendapat

*opinion*

kehujanan

*being rained upon*

hemat

*judgement/opinion*

kehabisan

*to have run out of ...*

maksud

*intention*

donat

*doughnut*

bon

*restaurant bill*

3.27

## Asking for the bill

This is probably the least enjoyable part of any visit to a restaurant, but it has to be done. To ask for the bill, say *Boleh minta bonnya?*

3.28

## Berapa harganya?

This is the bill from Nicky, Achi and Budi's visit to the restaurant. Can you work out how much each person's individual bill is?



Nicky sedang memanggil pelayan untuk minta bon.

### Rumah Makan Duta Jawa

Jl Laksda Adisucipto 158.  
Telp (0274) 544568

Banyak	Keterangan	Jumlah
1	gado-gado	8.500
1	sayur lodeh	6.000
1	ayam goreng	17.500
1	nasi goreng	3.000
2	nasi putih	2.000
1	sate ayam	10.500
1	Aqua	1.800
1	Coca-Cola	5.500
1	teh panas	3.000
Jumlah:		Rp. 57.800

Terima kasih atas kedatanganmu Anas

3.29

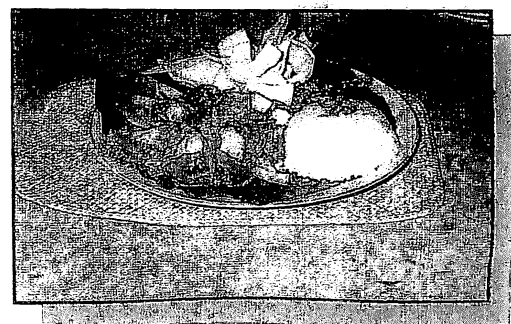
## Resep masakan Indonesia

A few recipes for popular Indonesian dishes are provided here. Perhaps you would like to include some of these in a meal that you cook for your family.

### Gado-gado

A mixture of vegetable tastes, this dish originated in West Java, but now is found in many parts of the archipelago. (If you speak a mixture of Indonesian and English, people will say that you are speaking Bahasa gado-gado.)

Kebudayaan  
Indonesia




## Bahan

500 g bean sprouts	500 g potatoes, boiled, sliced
1 cabbage, sliced	4 large cucumbers, sliced
400 g beans, chopped	3 large red chillies, crushed
500 g peanuts, fried and crushed	4 onions, chopped
315 mL coconut milk	1 clove garlic, chopped
1 tablespoon lemon juice	2 cloves garlic, crushed
3 eggs	oil, as required
1 tablespoon brown sugar	

## Cara memasak

- 1 Steam the cabbage, bean sprouts and beans over boiling water until cooked but not mushy.
- 2 Fry the onions and chopped garlic in hot oil until brown and crisp.
- 3 Make the eggs into a thin omelette. Cut into thin strips.
- 4 Make the **gado-gado** sauce as follows. Mix the brown sugar, crushed garlic, lemon juice, red chillies and peanuts. Fry in a small amount of oil for approximately 3 minutes. Add the coconut milk. Simmer over low heat until mixture is thick and smooth.
- 5 Arrange the steamed vegetables on a large dish. Add sliced potatoes and cucumbers. Garnish with omelette strips. Pour the sauce over the whole dish. Sprinkle fried onions on the top.



## Sate

Marinated meat grilled on bamboo skewers and served with white rice and peanut sauce. One of the best known meals throughout Indonesia.

## Bahan

500 g chicken, lamb or beef	2 tablespoons oil
2 dessertspoons soy sauce	1 teaspoon curry powder
1 dessertspoon honey	1 dessertspoon cumin
1 teaspoon chilli powder	1 can/bottle of sate sauce

## Cara memasak

- 1 Cut the meat into small pieces, up to 2 cm square, and place in bowl.
- 2 Add the marinade mixture made from the soy sauce, honey, chilli powder, cumin, oil and curry powder. Mix well. Cover and refrigerate overnight.
- 3 Thread the meat onto bamboo skewers. Use about four pieces to each skewer.
- 4 Grill until cooked.
- 5 Serve with white rice and a small amount of the sate sauce.



## Ayam goreng


Beautiful golden-brown and crispy chicken. This dish is particularly popular in Central Java.

### Bahan

- |                                  |                             |
|----------------------------------|-----------------------------|
| 1 large chicken, cut into pieces | 2 tablespoons brown sugar   |
| 2 dessertspoons coriander        | 2 small onions, chopped     |
| 2 teaspoons cumin                | 3 cloves of garlic, chopped |
| 2 teaspoons turmeric             | 2 tablespoons lemon juice   |
| 1 level teaspoon laos            | peanut oil, as required     |
| 315 mL coconut milk              |                             |

### Cara memasak

- 1 Boil the following ingredients together in a large saucepan: chicken, coconut milk, onion, garlic, coriander, cumin, turmeric, laos, brown sugar.
- 2 When the chicken is almost cooked, remove the saucepan lid, turn heat to low, add the lemon juice, and simmer until chicken is fully cooked and the mixture has become quite dry.
- 3 Remove the chicken pieces and allow to cool, then deep-fry in hot oil until golden-brown and crisp.



## Nasi goreng istimewa


This is one of Indonesia's best known dishes and is found throughout the archipelago. There are many ways to prepare it, depending on what ingredients are available.

### Bahan

- |                                     |                                |
|-------------------------------------|--------------------------------|
| 2 cups long-grain rice              | 3 medium onions, chopped       |
| 2 teaspoons salt                    | 4 cloves garlic, chopped       |
| 1 tablespoon brown sugar            | 1 egg                          |
| 1 dessertspoon coriander            | 3 large chillies, chopped      |
| 1 teaspoon cumin                    | 100 g shredded, cooked chicken |
| half teaspoon laos                  | 100 g prawns, cooked           |
| half teaspoon terasi (shrimp paste) | peanut oil, as required        |
| 1 bunch spring onions, chopped      | kecap manis (sweet soy sauce)  |


### Cara memasak

- 1 Boil or steam the rice, spread on a tray and leave to dry overnight.
- 2 Fry the garlic, chillies, coriander, laos, cumin, brown sugar, onions, salt and terasi, until the onions are cooked.
- 3 Add the prawns and shredded chicken flesh and fry together for two minutes.
- 4 Over low heat, add the rice gradually. Stir until all is mixed.
- 5 Add the sweet soy sauce, and stir in well.
- 6 Stir-fry the mixture for several minutes.
- 7 Add the chopped spring onions.
- 8 Serve together with a fried egg, one or two pieces of fried chicken, a couple of sate sticks, and a prawn cracker.



More recipes for delicious Indonesian dishes can be found on the *Keren! 2* Companion Website at [www.longman.com.au/cw](http://www.longman.com.au/cw).






Kebudayaan  
Indonesia

3.30


## Makanan cepat saji

**PAN PIZZA**  
Tebal Rotinya. Besar Lezatnya

*Pizza hanya sekedar pizza...  
Aneka Anda mencoba Pan Pizza kami!*



**Pizza di PAN?**  
Pan kami begitu istimewa sehingga menghasilkan pizza yang juga istimewa. Begitu renyah dan lembut, langsung terasa di lidah Anda. Takkan pernah Anda jumpai pizza yang seperti ini... Bagetupun dengan hidangan menu kami lainnya yang akan menjadi panganan tak terlupakan!




In Indonesian cities these days, it is not difficult to find the modern fast-food outlets like McDonald's, Burger King, Pizza Hut, KFC and so on. It is interesting though, that even in these western-style fast-food outlets, most dishes can still be ordered with rice. Yes, you can order your KFC or your Big Mac with French fries or with rice. Rice, of course, is the staple food in Indonesia and it is almost unthinkable to have a meal without rice. These fast-food outlets have become very popular with young Indonesians. Teenagers call in with their friends on the way home from the movies or the shopping mall, and families take young children there for special treats. The actual restaurants are identical to those with which you are familiar in Australia: modern, clean, and air-conditioned. They have the same architecture and colour schemes. The staff wear the same uniforms, and no doubt the staff training includes being able to ask 'Would you like rice with that?'

Long before the modern fast-food chains moved into Indonesia, however, Indonesia was the home of fast food, traditional-style. The **pedagang kaki lima** provide an enormous and fascinating range of fast food, including sate, nasi goreng, bakso, bakmi goreng, martabak, rujak, soto ayam, soto Madura, gado-gado, pisang goreng and ayam goreng. A veritable feast of meals on wheels: meals that are

brought to you, and cooked on the spot. Most of the food carts serving hot food have a small charcoal fire burning inside them for grilling meat, or a small gas burner to heat the wok.

Many people looking for a quick and cheap meal, or maybe just a quick snack, will visit their favourite **warung makan**. Some **warung** are little more than the same kind of mobile food carts used by the **pedagang kaki lima**, but parked on the side of the street with a few bench seats and maybe a rough wooden table, and selling just one kind of food dish. Of course, this kind of **warung makan** would be packed up every night and pushed home. Others are more substantial, though invariably they remain fairly basic. Usually they

are made from wood or bamboo, sometimes with a solid roof, sometimes with just a canvas awning, a few bench seats, a table, and maybe a serving counter. The more substantial **warung makan** is rather like the equivalent of the corner store. They sell not only hot food, but often an amazing array of snacks and other things, such as kerupuk (prawn crackers), kue (cake), kacang (peanuts), rokok (cigarettes), permen (sweets), minuman (drinks), pisang dan buah-buahan lain (bananas and other fruits), and almost anything else you might need in a hurry—soap, toothpaste, combs, mosquito coils, pens and so on. You'll find them spread throughout the city,



but particularly in the side streets around the busy commercial areas. Some **warung makan** open mid morning, serving snacks and lunches. It's a place where the **becak** drivers can call and get a cheap snack or a drink, perhaps a cigarette, where school children can stop to buy a packet of peanuts on the way to or from school, and where women can stop for a chat on their way home from shopping.

But it is in the late afternoon and evenings when the **warung makan** are at their busiest. In Yogyakarta, you will see them setting up in the late afternoon all along the length of the main shopping street, Jalan Malioboro, in the side streets and on the northern end of the **alun-alun** in front of the Sultan's palace. From sunset until late at night, the roar of the gas burners and the sizzling sounds of bananas and **martabaks** being dipped in the hot oil for deep frying blend with the chatter, the laughter, the sound of motorcycles pulling up at the **warung**, and the sound of radios playing Indonesian music.

Night **warungs** are often very happy and friendly places. More than just a place to drop into for a quick snack, they serve as meeting places for people to sit and chat well into the night. Young people, especially young men, will sit for hours, chatting, laughing and eating together. It is not at all uncommon for one of them to bring a guitar and then they will sing and just generally enjoy themselves until the **warung** owner decides to close down for the night.

The **warung makan** is likely to be owned and staffed by a friendly local family who, in between cooking and serving, will join in the chat and the singing. If you want a good night's conversation with the ordinary people of Indonesia, drop into a **warung** in the early evening. When you visit a **warung makan** for a meal, however, don't expect them to bring out the menu. Most of the **warung makan** will have only a couple of dishes which they serve, perhaps only one. Local knowledge is best, so ask around. The local people will be able to tell you where to get a good **gado-gado**, or a **sate ayam dengan nasi putih**, or a **martabak**.





3.31

## Reading revision

Choose the most appropriate answer to each question and write the answers in your exercise book.

1 Berasal dari means:

- a made from ...
- b consists of ...
- c comes from ...
- d belongs to ...

2 Which of these plural forms of address is not correct?

- a Saudara sekalian
- b kamu sekalian
- c kalian
- d kamu-kamu

3 Maaf, sudah habis means:

- a Sorry, there's none left.
- b We don't sell that.
- c Sorry, what do you mean?
- d Would you like rice with that?

4 Which of these is not a vegetable?

- a wortel
- b kol
- c keju
- d kentang

5 To show disappointment, say:

- a untunglah
- b kalau begitu
- c sayang
- d salam hangat

6 Which of these is not correct?

- a Saya kira masakan ini enak.
- b Saya kira masakan ini tidak enak.
- c Saya tidak kira masakan ini enak.
- d Saya tidak begitu suka masakan ini.

7 To ask people what they mean, say:

- a Apa maksud Anda?
- b Apa artinya Anda?
- c Apa Anda maksud?
- d Anda tidak bermaksud, bukan?

8 To clarify your own intention, say:

- a Maksud saya ...
- b Saya berarti ...
- c Ini yang saya maksud ...
- d Saya maksud ...

9 Which of the following indicates that the action is definitely happening now?

- a Kita akan makan di restoran McDonald's.
- b Kita sering pergi ke restoran McDonald's.
- c Kita sedang memesan di restoran McDonald's.
- d Kita baru pulang dari restoran McDonald's.

10 To ask for the bill, say:

- a Ini gratis, ya?
- b Di mana bon?
- c Perlu saya membayar?
- d Boleh minta bonnya?

**3.32**

## Listening revision

Listen to each question on the Audio CD. For each question you will hear a question or a sentence read twice. Choose the most appropriate response and write it in your exercise book.

- 1 a pisau, sendok dan garpu  
b pisau dan garpu  
c sendok dan garpu  
d pisau dan sendok
- 2 a Saya makan di restoran McDonald's.  
b Saya ikut dengan teman dari sekolah.  
c Saya sangat suka makan Big Mac.  
d Saya makan di sana setiap hari.
- 3 a dari Jawa Tengah  
b dari Jawa Timur  
c dari Sumatra Utara  
d dari Sumatra Barat
- 4 a Saya berasal dari Jakarta.  
b Kita berasal dari Sumatra Utara.  
c Kami berasal dari kota Yogyakarta.  
d Saya orang asli Yogyakarta.
- 5 a Aduh! Pedas sekali masakan ini!  
b Ya, sudah makan, Bu.  
c Siap, Bu.  
d Oh, sayang!
- 6 a Terima kasih.  
b Kalau begitu minta ayam goreng.  
c Sate ayam adalah masakan kesayangan saya.  
d Masakan itu enak sekali.
- 7 a Kalau begitu, saya duduk di meja itu.  
b Kami mau duduk di meja itu.  
c Di mana meja itu?  
d Oh, sayang!
- 8 a Hari ini panas sekali.  
b Memang, saya makan terlalu banyak sambal.  
c Makanan di rumah makan Padang itu murah sekali.  
d Saya tidak begitu suka makan daging.
- 9 a Ya, itulah maksud saya.  
b Maksud Anda, mau makan di rumah makan Padang, bukan?  
c Maksud saya, mari kita makan di warung saja.  
d Wah! Aneh sekali maksudmu.
- 10 a Ya, kami sudah siap memesan.  
b Ya, boleh saya melihat daftar makanan, Bu?  
c Ya, di mana bonnya?  
d Sudah, Bu. Boleh minta bonnya?



*Dengarkanlah!*



## 3.33 Cultural revision

Choose the most appropriate answer to each question and write the answers in your exercise book.

- 1 In Indonesia, rice:
  - a is only eaten by poor people
  - b is eaten with every meal
  - c is not served in expensive restaurants
  - d is not served in fast-food restaurants
  
- 2 A warung makan is usually:
  - a a fairly simple and flimsy building
  - b part of a larger shop
  - c a very nice restaurant
  - d air-conditioned
  
- 3 Larger warung makan usually sell:
  - a only food
  - b only food and drink
  - c only food and cigarettes
  - d a large range of items
  
- 4 A warung makan is usually:
  - a pulled down and taken home every night
  - b open twenty-four hours a day
  - c owned by a Minangkabau person
  - d staffed by the owner's family
  
- 5 At a warung makan, you often find people:
  - a dancing
  - b selling guitars
  - c chatting and singing
  - d making gerobak makanan
  
- 6 The busiest time for a warung makan owner is:
  - a early morning
  - b lunchtime
  - c mid afternoon
  - d night-time
  
- 7 A warung makan is a good place to:
  - a have an expensive meal
  - b buy ingredients to cook at home
  - c meet new people and chat
  - d find a public telephone
  
- 8 Most warung makan:
  - a have an extensive menu
  - b specialise in only half a dozen dishes
  - c only serve one or two different dishes
  - d only serve small snacks

# Ayo, kita ke restoran!



## 3.1 Tulislah dalam bahasa Indonesia

Listen to the dialogue on the CD and, without looking at your Course Book, write the following sentences in Indonesian.

CB 3.1

1 Eating from a fork is considered impolite.

---

2 In Australia, we eat using a knife and fork.

---

3 Here a knife is not necessary.

---

4 We eat from the spoon.

---

5 Don't worry, Budi.

---

6 I like spicy food.

---

7 Aarrgh! I need a drink!

---

8 You like spicy food, do you?

---

9 People who are not used to sambal are often overcome by the spiciness.

---

10 Next time, try a little bit first.

---


### 3.2

Bacalah percakapan CB 3.1 kemudian jawablah pertanyaan-pertanyaan berikut ini.




### CB 3.1

- 1 Di Indonesia, orang biasanya makan dengan memakai:
  - a  pisau dan garpu
  - b  sendok dan garpu
  - c  pisau dan sendok
  - d  garpu saja
  
- 2 Di Australia, orang biasanya makan dengan memakai:
  - a  pisau dan garpu
  - b  sendok dan garpu
  - c  pisau dan sendok
  - d  garpu saja
  
- 3 Menurut Budi:
  - a  sambal enak sekali
  - b  sambal sangat pedas
  - c  sebaiknya Nicky tidak makan sambal
  - d  sebaiknya Nicky makan banyak sambal
  
- 4 Menurut Nicky:
  - a  dia sudah biasa makan sambal
  - b  dia biasanya suka makanan pedas
  - c  orang Australia sering makan sambal
  - d  dia pernah makan sambal di Australia
  
- 5 Nicky kepedasan karena:
  - a  hari itu panas sekali
  - b  dia minum air putih
  - c  dia makan dari garpu
  - d  dia makan terlalu banyak sambal



### 3.3

Selesaikanlah!



### CB 3.1





Dengarkanlah!

### 3.4 Dengan siapa?

Listen to these people being asked with whom they usually go out. When you hear their response, complete the sentence in the space provided saying with whom they do these things.

CB 3.2

1 Achi biasanya \_\_\_\_\_  
\_\_\_\_\_

2 Dedi biasanya \_\_\_\_\_  
\_\_\_\_\_

3 Achi biasanya \_\_\_\_\_  
\_\_\_\_\_

4 Dedi biasanya \_\_\_\_\_  
\_\_\_\_\_

5 Achi biasanya \_\_\_\_\_  
\_\_\_\_\_

6 Dedi biasanya \_\_\_\_\_  
\_\_\_\_\_

7 Nicky biasanya \_\_\_\_\_  
\_\_\_\_\_

8 Achi selalu \_\_\_\_\_  
\_\_\_\_\_

9 Dedi biasanya \_\_\_\_\_  
\_\_\_\_\_

10 Hari ini Achi \_\_\_\_\_  
\_\_\_\_\_

## 3.5 Dengan siapa?

Look at the list of activities below and decide how you would ask somebody with whom they usually do each activity. Write your question in the space provided after the 'T'. Now, working with a partner, ask your partner the prepared questions. When you get your partner's answer, write a sentence in the space provided after the 'J', saying with whom your partner does these things. Follow the example shown.



CB 3.2

### Contoh

Watches television

T: John, dengan siapa kamu biasanya menonton televisi?

J: John biasanya menonton televisi dengan keluarganya.

1 Goes to school

T: \_\_\_\_\_

J: \_\_\_\_\_

2 Goes to the movies

T: \_\_\_\_\_

J: \_\_\_\_\_

3 Goes shopping

T: \_\_\_\_\_

J: \_\_\_\_\_

4 Goes to parties

T: \_\_\_\_\_

J: \_\_\_\_\_

5 Eats dinner

T: \_\_\_\_\_

J: \_\_\_\_\_

6 Eats lunch at school

T: \_\_\_\_\_

J: \_\_\_\_\_



CB 3.3

### 3.6 Ketika, kalau, atau kapan?


Selesaikanlah kalimat-kalimat ini dengan memakai kalau, ketika atau kapan. Kalau sudah selesai, dengarkanlah CD untuk memeriksa jawaban Anda.

- 1 Budi, \_\_\_\_\_ kamu akan masuk universitas?
- 2 \_\_\_\_\_ kita pergi ke restoran nanti malam, jangan lupa membawa payung.
- 3 Dulu, \_\_\_\_\_ kami tinggal di kota Semarang, saya sering makan di Pizza Hut.
- 4 \_\_\_\_\_ pergi ke kota kemarin, kami singgah di restoran McDonald's.
- 5 Nicky, \_\_\_\_\_ kamu akan pulang ke Australia?
- 6 \_\_\_\_\_ saya duduk di Sekolah Dasar, saya belajar bahasa Jepang.
- 7 \_\_\_\_\_ sudah tamat sekolah saya akan belajar ekonomi di universitas.
- 8 Saya mulai belajar bermain gitar \_\_\_\_\_ berumur lima tahun.
- 9 \_\_\_\_\_ ibu sudah pulang dari kantor dia harus menyiapkan makan malam untuk keluarga kami.
- 10 Tadi pagi, \_\_\_\_\_ saya singgah di rumah Nina, dia sedang mandi.
- 11 \_\_\_\_\_ makan malam sudah siap, kami akan makan.
- 12 \_\_\_\_\_ kamu mulai belajar bermain piano?
- 13 Kemarin dulu, \_\_\_\_\_ Nicky tiba di Stasiun Tugu, dia dijemput oleh Achi.
- 14 Tiga tahun yang lalu, \_\_\_\_\_ saya berumur sepuluh tahun, keluarga kami pindah rumah dari kota Surabaya ke kota Yogyakarta.
- 15 Tahun depan, \_\_\_\_\_ Anda datang ke kota Yogyakarta, singgahlah di rumah kami.

### 3.7 Email dari Bu Simpson

Bacalah email dari Bu Simpson (CB 3.4), dan pilihlah jawaban yang benar.

- 1 Bu Simpson masih mengajar di Australia.  Benar atau  Salah
- 2 Bu Simpson nanti akan mengantarkan kelasnya ke restoran Indonesia.  Benar atau  Salah
- 3 Bu Simpson khawatir bahwa Matt akan nakal.  Benar atau  Salah
- 4 Bu Simpson minta agar Nicky mengirimkan beberapa resep masakan dari Indonesia.  Benar atau  Salah
- 5 Bu Simpson sudah biasa makan masakan Padang.  Benar atau  Salah
- 6 Nicky sudah mengirimkan sebuah daftar makanan kepada Bu Simpson.  Benar atau  Salah



CB 3.4

### 3.8 Daftar makanan Restoran Arjuna

Read the menu from the Arjuna Restaurant (CB 3.9) and answer the following questions.

A Circle the correct number.

- 1 How many cold drinks are on the menu? 1 2 3 4 5 6 7 8 9 10
- 2 How many rice dishes are on the menu? 1 2 3 4 5 6 7 8 9 10
- 3 How many vegetable dishes are on the menu? 1 2 3 4 5 6 7 8 9 10
- 4 How many chicken dishes are on the menu? 1 2 3 4 5 6 7 8 9 10

B Pilihlah jawaban yang tepat.

- 1 Jenis sate yang paling mahal adalah:
  - a  sate ayam
  - b  sate kambing
  - c  sate sapi
  - d  sate campur
- 2 Gado-gado terbuat dari:
  - a  ikan
  - b  nasi
  - c  sayur-sayuran
  - d  daging kambing
- 3 Which of the following is not on the menu?
  - a  fried fish
  - b  pork sate
  - c  mixed sate
  - d  fried chicken

CB 3.9



Dengarkanlah!


3.9

Listen to these people being asked where they come from. When you hear their response, draw a line to connect each person to the city that he/she comes from.

CB 3.6



Roswita



Mahmud



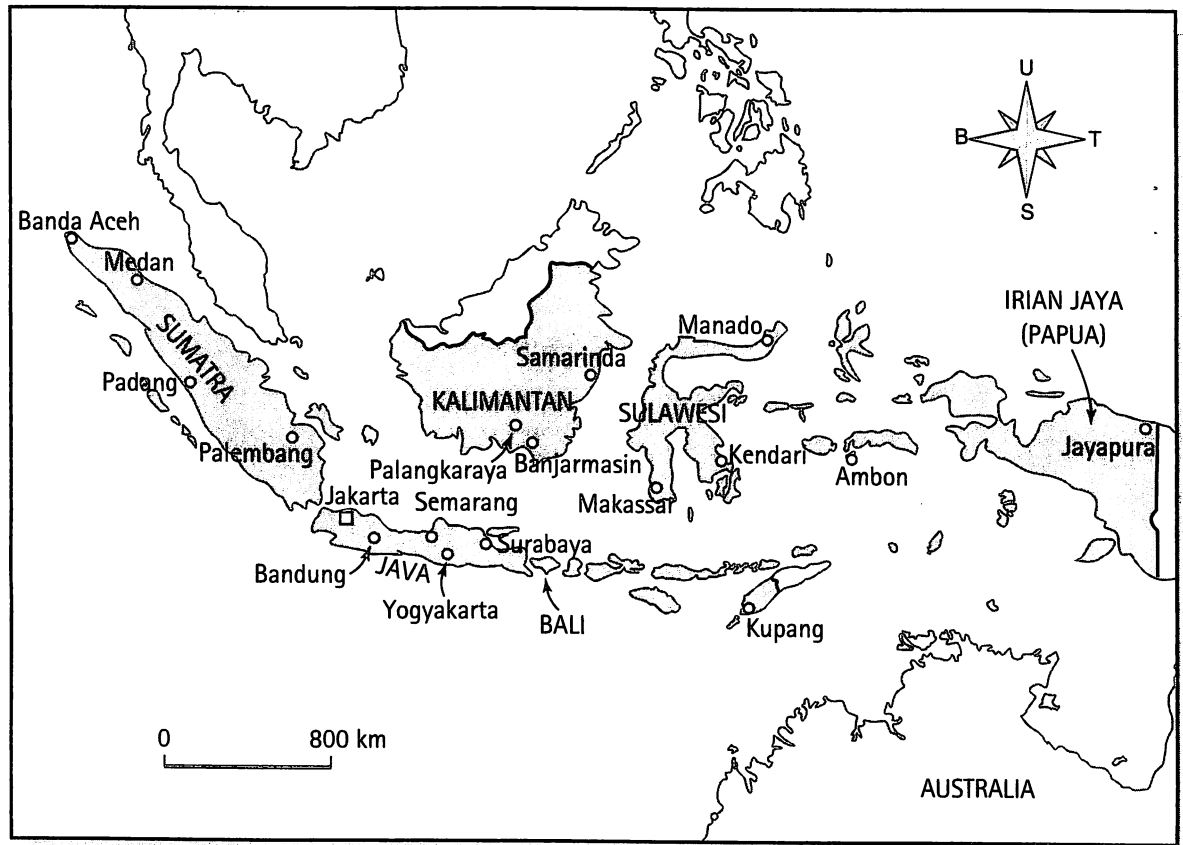
Anwar



Lukas



Maria



Ida



Ali



Dewi



Nina



Oska

3.10

Listen to the sentences read on the CD. Each sentence will be read twice. From the sentences below, choose the statement which is true.



### Sentence number one

- a  I think that some of them are from North Sumatra.
- b  I think that most of them are from North Sumatra.
- c  I think that all of them are from North Sumatra.
- d  I don't think that they are from North Sumatra.

### Sentence number two

- a  There is no fried chicken left.
- b  The fried chicken is delicious.
- c  This restaurant doesn't sell fried chicken.
- d  The fried chicken is nicer than the chicken sate.

### Sentence number three

- a  There is no pork sate left.
- b  This restaurant does not sell pork dishes.
- c  The pork sate is not as nice as the chicken sate.
- d  Pork dishes are only sold in Chinese restaurants.

### Sentence number four

- a  When we've finished eating, we'll go home.
- b  If you want to eat, we should go to a restaurant.
- c  If you are hungry, have some of that martabak.
- d  When we've finished eating, we have to pay the bill.

### Sentence number five

- a  I had lunch at a restaurant today.
- b  I am going to go to a restaurant for lunch.
- c  I want gado-gado for lunch.
- d  I am going to cook gado-gado for lunch.



3.11

Dengarkanlah!

CB 3.10, 3.11

Dewi has a new job working as a waitress in the Arjuna Restaurant, and tonight is a busy night. Listen to the conversations as Dewi goes to two tables to take their orders. Write their orders on the restaurant dockets provided below. When you have finished writing down all the information, you can refer to the Arjuna Restaurant Menu (CB 3.9) and work out the bill for each table. Don't forget to add the 10% tax.

1

<b>Arjuna</b>	
JI Solo 224, Yogyakarta	
	Rp
Pajak 10%	
Jumlah	Rp

2

<b>Arjuna</b>	
JI Solo 224, Yogyakarta	
	Rp
Pajak 10%	
Jumlah	Rp

Ibu Sudarmo is going to cook four dishes for her family tonight: **gado-gado**, **soto ayam**, **ikan pedas** and **nasi goreng**. She consulted the recipes and made a list of the ingredients that she will need, then she looked in her pantry and refrigerator. Some of the ingredients were there; some were not. Shown below are the ingredients which she already has. Make a list of things that she will need to buy at the supermarket.

**Main ingredients needed:**

**Gado-gado**

- 1 kol
- 2 wortel
- 2 telur
- 3 tomat

**Soto ayam**

- daging ayam
- 3 telur
- 3 kentang
- sambal

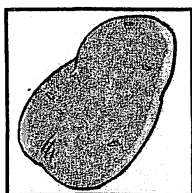
**Ikan pedas**

- dua ikan
- 1/2 kol
- 2 sendok gula
- sebuah kelapa


**Nasi goreng**

- 500 g beras
- daging ayam
- 250 g udang
- 1 telur

**Ingredients already available:**




ada empat




ada tiga




ada satu



ada 1kg



ada tiga



ada satu



ada satu



ada satu

**Ingredients which Ibu Sudarmo needs to buy:**

- 1 \_\_\_\_\_
- 2 \_\_\_\_\_
- 3 \_\_\_\_\_
- 4 \_\_\_\_\_
- 5 \_\_\_\_\_
- 6 \_\_\_\_\_
- 7 \_\_\_\_\_
- 8 \_\_\_\_\_
- 9 \_\_\_\_\_
- 10 \_\_\_\_\_





CB 3.14



### 3.13 Email dari Nicky

Bacalah atau dengarkanlah email dari Nicky, dan pilihlah jawaban yang benar.


#### A Apakah kalimat ini benar atau salah?

- 1 Nicky sering menerima email dari Matt, Sally dan Gino.  Benar atau  Salah
- 2 Nicky kira bahwa Bu Simpson mungkin gila kalau mau mengajar Matt memasak.  Benar atau  Salah
- 3 Nicky berkata bahwa di kota itu tidak ada restoran makanan cepat saji.  Benar atau  Salah
- 4 Gudeg adalah masakan khas Yogyakarta.  Benar atau  Salah
- 5 Nicky sangat suka makan gudeg.  Benar atau  Salah
- 6 Nicky tidak begitu suka makan bakso.  Benar atau  Salah
- 7 Masakan kesayangan Nicky adalah martabak.  Benar atau  Salah
- 8 Nicky kira bahwa masakan Padang terlalu pedas.  Benar atau  Salah
- 9 Di restoran Padang para tamu tidak perlu memesan.  Benar atau  Salah
- 10 Minggu yang lalu, di restoran, Nicky kepedasan.  Benar atau  Salah

#### B Pilihlah jawaban yang tepat

- 1 Nicky berkata bahwa Matt, Gino dan Sally:
  - a  gila sekali
  - b  nakal sekali
  - c  malas sekali
  - d  pandai sekali memasak
- 2 Menurut Nicky, orang asli Yogyakarta:
  - a  jarang makan gudeg
  - b  suka sekali makan gudeg
  - c  makan gudeg setiap hari
  - d  tidak berani makan gudeg
- 3 Gudeg terbuat dari:
  - a  nangka dan keju
  - b  nangka dan kol
  - c  nangka, santan dan telur
  - d  nangka, santan, dan bumbu-bumbu
- 4 Kalau memasak, orang Padang memakai banyak:
  - a  nangka
  - b  daging ayam
  - c  sayur-sayuran
  - d  bumbu-bumbu


3.14



Write a caption for each of the following pictures. Make use of the ke-an noun shown with the picture.

CB 3.18

kecepatan



---

---

---

kepanasan




---

---

---

kepedasan

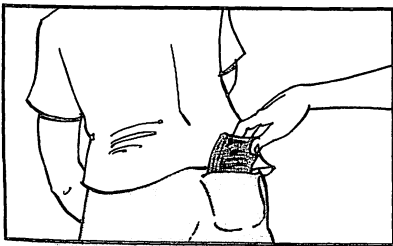


---

---

---

kecopetan



---

---


---

3.15

You have invited six friends to the El Toro Burger restaurant for a meal. They will select what they want to eat and drink from the poster menu shown below.

# EL TORO BURGERS

Kentang goreng



besar/kecil

Minuman




Coka-Cola, 7UP, Fanta  
besar/kecil

Es krim sundae



cokelat, karamel,  
strawberry

EL TORO  
BURGERS



TORO SHAKE




Rayakan Ulang Tahun  
putera-puteri Anda tercinta  
dengan suasana khas  
di El Toro Burgers.

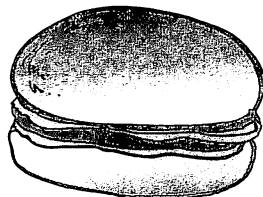
Hubungi: Staf/Manager  
atau

Tlp: 596808


Toro Burger



Toro  
Cheeseburger



Toro Kombo



Listen while your friends tell you what they want to order from the poster menu on the previous page. Write their orders on the order form provided. Budi's order has been done for you as an example.



**Order form**

CB 3.9

Nama	Toro Burger	Toro Kombo	Kentang goreng	Cheese burger	Es krim sundae	Minuman
Budi	1		besar		cokelat	Coca-Cola kecil
Mia						
Agus						
Dedi						
Achi						
Harun						

When you have recorded your friends' orders on the order form, write it all down as one order, so that you can go to the counter and order everything at once. Don't forget the 'thank you' at the end.

**Contoh**

Minta tiga Toro Burger, dua Toro Kombo, lima kentang goreng, dll.

---



---



---



---



---



---



---



---



---



---



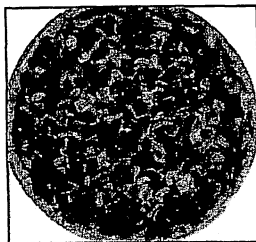
3.16

Look at the following extracts from the Pizza Hut menu. You will find new words in this activity, but remember, being able to make an educated guess at the meaning is the sign of a good language learner.




## Kreasi Pizza Sendiri!

### Topping tambahan!



Ingin tambah topping lagi? Pesan tambahannya. Tambahkan pada Pan Pizza atau Thin 'n' Crispy Pizza yang Anda pesan. Mulai dengan keju mozzarella dan memilih topping tambahan untuk membuat pizza sesuai selera Anda! Bisa tambah pepperoni sapi, daging ayam, bawang, paprika, tuna, tomat, nanas dan lain-lain.

### Pasta Italia!



#### Fettuccini!


Cobalah kelezatan mie tebal Italia. Dimasak dengan saus krim dipadu dengan bawang, jamur dan daging sapi. Rasanya tak terlupakan!

#### Spaghetti!

Mie Italia yang sangat mengundang selera. Kelezatannya ada pada paduan daging dengan saus tomat yang segar. Disajikan hangat. Benar-benar nikmat!



### Minuman yang lezat dan menyegarkan!



Untuk kesegaran dan kebugaran Anda, aneka pilihan jus segar: tomat, alpukat, nanas, jeruk, mangga atau papaya. Mau minuman sedap dan penuh kenikmatan, pilihlah minuman 'Float'; Coca-Cola atau Sprite dengan satu sendok es krim vanila. Mmmmm, nikmat!

### Es Krim Sundae!



Anda pasti menyukai kemanisannya. Aneka pilihan es krim yang klasik: coklat, vanila atau stroberi. Ditutupi dengan kacang-kacangan serta sirup pilihan Anda; nanas, cokelat, stroberi atau karamel. Asyik!

## Pertanyaan

You may answer the following questions in either Indonesian or English, but make your answers as complete as possible.

- 1 What is the main idea being conveyed in the first advertisement, under the heading Kreasi pizza sendiri!?

---

---

---

- 2 What kind of sauce is used in the fettuccini?

---

---

- 3 What do you know about the way in which the spaghetti is cooked and served?

---

---

- 4 What fresh fruit juices are available?

---

---

- 5 What other kind of drink is available?

---

---

- 6 What choices are available for the ice-cream sundae?

---

---

3.17

Selesaikanlah!

Complete the blank speech bubble in each picture with words which are appropriate. Consider the description below each picture and what the other person is saying before you fill in the speech bubble.



The waiter wants to know if Bapak and Ibu Sudarmo are ready to order.



Mr Sudarmo orders two serves of fried chicken with white rice.



Mr Sudarmo says that, in that case, they'll have two serves of chicken sate.



Mr Sudarmo is disappointed, but changes the order to two serves of beef sate.



Mr Sudarmo asks the waiter if he can recommend a meal.



Mr Sudarmo agrees and says that they will have two serves of fried fish with white rice.



**3.18**

## Revision checklist

Go through the checklist of what you have learnt in **Topik tiga**. Work with a partner to check what you know, then help your partner check what he/she knows. Tick the ones that you know. Put a cross beside the ones that you need to revise.

### Ungkapan yang berguna *Useful expressions*

- Dulu, ketika saya masih kecil ...
- dengan memakai ...
- dianggap ...
- lebih baik ...
- Coba sedikit dulu.
- (Saya) belum biasa ...
- lain kali ...
- kalau tidak terlalu mengganggu ...
- (Anda/kamu) sekalian ...
- Sayang!
- Kalau begitu, ...
- sudah lama ...
- Menurut pendapat saya, ...
- Pada pendapat saya, ...
- Pada hemat saya, ...
- Saya kira, ...
- Saya kira tidak ...

### Pertanyaan *Questions*

- Dengan siapa ...?
- (Anda) berasal dari mana?
- Kamu suka makan dan minum apa?
- Apa makanan kesayanganmu?
- 'Apa maksud (Anda)?
- Boleh minta bon?

### Memberitahu *Informing*

- Itu kebiasaan saya.
- (Saya) berasal dari (kota Sydney)
- Maaf, sudah habis.
- Maksud saya, ...

*Note:* The words appearing in brackets are used as examples only. Other suitable words could easily be substituted in these positions.

### 3.19 Speaking test (1)

Test yourself on the language functions listed below. When you are sure that you know each one, write your initials in the column headed **Sendiri**. The next task is to get a classmate to test you on each function and, if satisfied, he/she will initial the column headed **Teman**. Finally, your teacher will test you and initial the column headed **Guru**. Any language functions which have not been satisfactorily mastered should be relearnt and retested.

Language functions	Sendiri	Teman	Guru
1 Who did you go to the restaurant with yesterday? <i>Note: Other activities could be substituted.</i>			
2 When I was small, we used to live in Semarang.			
3 When I finish school, I am going to work as a dentist. <i>Note: Other occupations could be substituted.</i>			
4 Where do you all come from?			
5 We all come from West Java/Central Java/North Sumatra etc.			
6 We'll have three fried chicken, three fried rice, and two <b>gado-gado</b> , thanks.			
7 Sorry Sir, there's no fried chicken left. <i>Note: Other dishes could be substituted.</i>			
8 Oh, what a pity. In that case, we'll have three serves of chicken <b>sate</b> . <i>Note: Other dishes could be substituted.</i>			
9 In my opinion, you should eat fruit for breakfast.			
10 I think that this food is too spicy for you.			
11 I don't think that you will like this food.			
12 Try a little bit first.			
13 What do you mean?			
14 What I mean is, coffee with milk for three people.			
15 They are buying fried noodles from the street seller. <i>Note: Other dishes could be substituted.</i>			
16 May I have the bill, please?			
<b>Respond to the following questions in Indonesian.</b>			
17 Apa makanan kesayanganmu?			
18 Makanan apa yang tidak kamu suka?			
19 Apa kamu suka makanan pedas?			
20 Untuk makan pagi hari ini, kamu makan dan minum apa?			



Bercakap-  
cakap

### 3.20 Speaking test (2)

This is an alternative speaking test which your teacher may choose to use.

You have gone with your parents and older brother to an Indonesian restaurant. Because you have been studying Indonesian, they have left it up to you to order for all four of you. You will be required to hold a role-play conversation with your teacher, who will play the part of the waiter. Use the menu in your Course Book (CB 3.9) to order the meal. During the meal, you need to call the waiter and ask for some water, because your brother has eaten too much **sambal**. When you have finished eating, call the waiter back and ask for the bill.

The waiter is a very friendly and talkative person, who is likely to ask you questions. In addition to being able to order the meal, you will need to respond to things said by the waiter, and perhaps to answer some questions. In order to do this, you will need to be able to do the following in Indonesian.

- say where you all come from
- say when you began to study Indonesian
- express disappointment
- respond to questions asking your opinion about something
- say 'I think' and 'I don't think'
- deal with confusion by clarifying what you mean
- make an alternative choice if something on the menu is not available
- attract the waiter's attention
- ask for a glass of water
- ask for the bill

Your performance in this test will be marked on the following criteria.

- your understanding of the questions being asked of you
- control of the language necessary to maintain the conversation
- avoidance of unnatural silent periods between responses
- pronunciation
- phrasing and intonation
- appropriateness of body language
- some acceptance of responsibility for moving the conversation forward, such as by providing additional detail, asking questions, and so on